

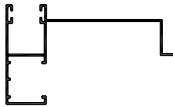
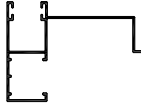
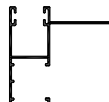





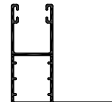

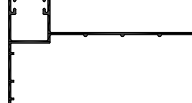



PERFILES COMUNES SERIES FRÍAS



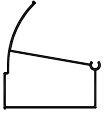
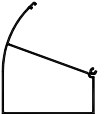



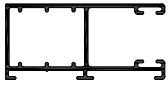

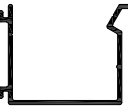
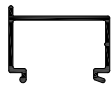

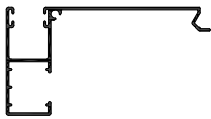

1. PRECERCOS
2. ALARGADERAS
3. VIERTEAGUAS
4. GUÍAS DE PERSIANA
5. ESQUINEROS
6. UNIONES





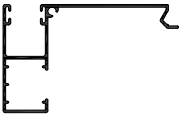
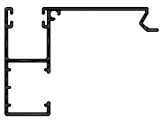

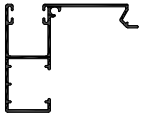






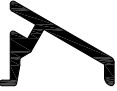
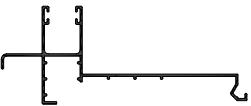
## 1. RELACIÓN DE PERFILES

Sección	Referencia	Denominación	Peso (kg)	Perímetro (m)	Inercia (cm <sup>4</sup> ) <sub>x</sub> <sup>y</sup>
	2155	Guía monoblock de 165 mm	1,388	0,756	lx = 14.31 ly = 202.13
	2156	Guía de 99.70 mm	0,745	0,502	lx = 6.68 ly = 33.07
	2157	Guía de 82.70 mm	0,697	0,468	lx = 6.40 ly = 20.88
	2158	Guía de 67.70 mm	0,651	0,438	lx = 6.11 ly = 12.88
	2159	Guía de 54.70 mm	0,613	0,412	lx = 5.82 ly = 7.84
	2160	Guía de 121.30 mm	0,780	0,498	lx = 4.73 ly = 38.77
	3011	Preferco 110	0,705	0,370	lx = 1.14 ly = 30.07
	3200	Guía de 120 mm pala inferior	0,891	0,532	lx = 10.22 ly = 39.33
	3201	Guía de 120 mm pala central	0,891	0,532	lx = 5.71 ly = 39.32
	3202	Guía monoblock de 120 mm	1,013	0,601	lx = 8.82 ly = 75.86
	3204	Guía de 60 mm pala inferior	0,730	0,410	lx = 8.13 ly = 6.02
	3207	Guía monoblock de 120 para solape alto	1,037	0,615	lx = 9.17 ly = 79.21
	3208	Guía monoblock de 100 mm	0,899	0,529	lx = 8.72 ly = 49.82
	3209	Guía monoblock de 120 para solape bajo	1,013	0,601	lx = 8.91 ly = 75.86



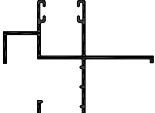
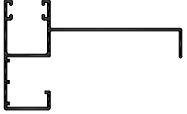


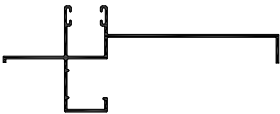


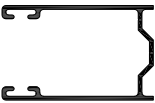
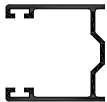
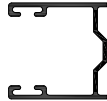


## 1. RELACIÓN DE PERFILES

Sección	Referencia	Denominación	Peso (kg)	Perímetro (m)	Inercia (cm <sup>4</sup> ) <sub>x</sub> <sup>y</sup>
	3211	Guía central persiana	0,840	0,530	lx = 28.96 ly = 2.49
	3214	Guía monoblock de 120 enrasada	1,064	0,629	lx = 9.46 ly = 77.97
	3215	Interior esquinero regulable 120	2,151	0,914	lx = 131.87 ly = 156.00
	3216	Exterior esquinero regulable 120	2,322	0,954	lx = 158.69 ly = 168.78
	3217	Guía de 140x33 mm	0,764	0,427	lx = 2.40 ly = 52.95
	3218	Guía de 112 mm	0,648	0,346	lx = 1.16 ly = 27.79
	3219	Guía de 140 mm	1,007	0,545	lx = 11.07 ly = 66.05
	3220	Guía de persiana con junquillo	0,578	0,362	lx = 5.84 ly = 1.96
	3221	Junquillo 20 para guía de persiana	0,240	0,161	lx = 1.06 ly = 0.57
	3222	Junquillo 30 para guía de persiana	0,278	0,188	lx = 0.87 ly = 1.75
	3223	Junquillo 15 para guía de persiana	0,211	0,141	lx = 0.30 ly = 0.88
	3225	Guía monoblock de 140 enrasada	1,147	0,643	lx = 9.61 ly = 117.93
	3230	Guía de 95 mm	0,853	0,491	lx = 10.33 ly = 29.83
	3231	Guía de 110 mm	0,950	0,521	lx = 11.19 ly = 46.11

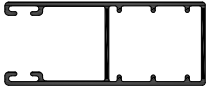
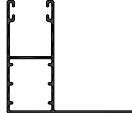
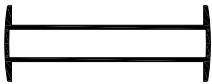








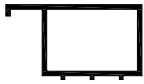


## 1. RELACIÓN DE PERFILES

Sección	Referencia	Denominación	Peso (kg)	Perímetro (m)	Inercia (cm <sup>4</sup> ) <sub>x</sub> <sup>y</sup>
	3232	Recogedor	0,292	0,167	lx = 0.25 ly = 3.71
	3235	Alargadera 87	0,483	0,222	lx = 0.33 ly = 14.34
	3236	Guía de 81 mm	0,805	0,463	lx = 9.78 ly = 19.86
	3237	Guía de 70 mm	0,766	0,441	lx = 9.31 ly = 13.80
	3238	Alargadera 77	0,440	0,202	lx = 0.31 ly = 10.30
	3242	Guía de 53x60 mm	0,731	0,421	lx = 8.65 ly = 9.65
	3352	Precerco 136	0,720	0,417	lx = 1.14 ly = 43.85
	3358	Precerco 116	0,629	0,374	lx = 1.06 ly = 27.55
	3359	Precerco 118	0,716	0,424	lx = 1.66 ly = 41.05
	3579	Precerco 136	0,791	0,450	lx = 1.76 ly = 61.30
	3580	Precerco 175	1,107	0,530	lx = 1.72 ly = 132.26
	3820	Alargadera 96	0,521	0,240	lx = 0.37 ly = 18.60
	3837	Vierteaguas	0,200	0,084	lx = 0.10 ly = 0.29
	3838	Guía de 107 mm	1,077	0,616	lx = 7.38 ly = 53.11










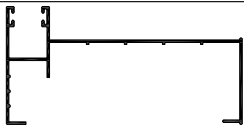

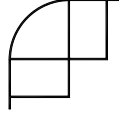

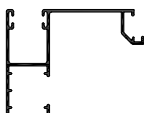
## 1. RELACIÓN DE PERFILES

Sección	Referencia	Denominación	Peso (kg)	Perímetro (m)	Inercia (cm <sup>4</sup> ) <sub>x</sub> <sup>y</sup>
	3839	Alargadera 125	0,645	0,297	lx = 0.43 ly = 38.09
	3868	Alargadera 55	0,356	0,180	lx = 0.60 ly = 4.18
	4000	Guía de 66 mm	0,675	0,397	lx = 5.15 ly = 6.03
	4010	Guía de 87 mm	0,802	0,455	lx = 7.10 ly = 22.65
	4017	Pre cerco 50	0,367	0,249	lx = 0.83 ly = 3.31
	4018	Pre cerco 36	0,290	0,192	lx = 0.60 ly = 1.31
	4019	Guía de 135 mm	0,926	0,526	lx = 5.91 ly = 46.44
	4020	Guía de 130 mm	0,980	0,541	lx = 7.53 ly = 66.66
	4022	Guía de 117.40 mm	0,672	0,384	lx = 1.26 ly = 37.62
	4514	Guía de 40x25	0,338	0,241	lx = 2.30 ly = 1.45
	4515	Guía de 26x25.4	0,248	0,183	lx = 0.72 ly = 1.05
	4516	Guía de 26x25.4	0,262	0,186	lx = 0.73 ly = 1.10
	4517	Guía de 40x22	0,327	0,234	lx = 2.23 ly = 1.09
	4518	Guía de 40x22.40	0,356	0,236	lx = 2.46 ly = 1.20

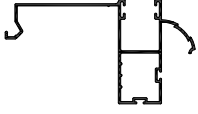

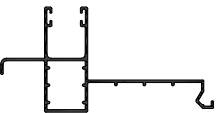
## 1. RELACIÓN DE PERFILES

Sección	Referencia	Denominación	Peso (kg)	Perímetro (m)	Inercia (cm <sup>4</sup> ) <sub>x</sub> <sup>y</sup>
	4525	Guía de 53x22	0,486	0,335	lx = 4.93 ly = 1.57
	4526	Guía de 53x60	0,588	0,411	lx = 6.83 ly = 4.83
	4656	Unión de cercos	0,659	0,357	lx = 0.89 ly = 14.03
	4657	Vierteaguas	0,343	0,197	lx = 0.18 ly = 9.26
	4803	Unión abatible corredera	0,370	0,195	lx = 0.12 ly = 6.38
	5295	Guía monoblock de 125 mm	1,075	0,636	lx = 11.69 ly = 90.50
	6569	Vierteaguas 195	1,110	0,528	lx = 9.21 ly = 186.88
	6570	Vierteaguas 180	0,983	0,498	lx = 8.24 ly = 144.93
	6571	Vierteaguas 210	1,193	0,558	lx = 10.17 ly = 234.25
	7210	Guía monoblock de 130 mm	1,204	0,642	lx = 10.24 ly = 102.42
	8032	Guía de 25x21	0,238	0,180	lx = 0.61 ly = 0.66
	9000	Pre cerco 36	0,321	0,200	lx = 0.70 ly = 1.44
	9000/1	Pre cerco 36	0,320	0,198	lx = 0.67 ly = 1.42
	9001	Pre cerco 50	0,413	0,256	lx = 0.97 ly = 3.71

## 1. RELACIÓN DE PERFILES

Sección	Referencia	Denominación	Peso (kg)	Perímetro (m)	Inercia (cm <sup>4</sup> ) <sub>x</sub> <sup>y</sup>
	9001/1	Precerco 50	0,410	0,254	lx = 0.92 ly = 3.67
	9002	Precerco 120	0,724	0,384	lx = 1.36 ly = 36.80
	9003	Precerco 125	0,664	0,376	lx = 1.19 ly = 35.90
	9004	Precerco 116	0,629	0,374	lx = 1.06 ly = 27.55
	9005	Precerco 135	0,910	0,480	lx = 3.54 ly = 66.30
	9006	Precerco 120	0,745	0,409	lx = 1.51 ly = 34.05
	9007	Precerco 145	0,810	0,461	lx = 1.29 ly = 62.76
	9008	Precerco 121.40	0,729	0,386	lx = 1.36 ly = 37.98
	9010	Precerco 121.35	0,663	0,383	lx = 1.09 ly = 35.04
	10079	Guía monoblock de 120x60	1,050	0,593	lx = 9.55 ly = 81.10
	10284	Vierteaguas	1,523	0,551	lx = 15.03 ly = 292.19
	10289	Esquinero	3,216	1,316	lx = 227.66 ly = 227.66
	10518	Unión de compactos	0,540	0,288	lx = 0.04 ly = 32.27
	11011	Guía de 55x65 mm	0,783	0,452	lx = 9.85 ly = 13.61

## 1. RELACIÓN DE PERFILES

Sección	Referencia	Denominación	Peso (kg)	Perímetro (m)	Inercia (cm <sup>4</sup> ) <sub>x</sub> <sup>y</sup>
	11111	Guía de 75 mm con remate curvo	0,899	0,560	lx = 9.34 ly = 22.38
	11116	Cortavientos de persiana	0,405	0,243	lx = 0.57 ly = 7.04
	11119	Guía de 81 mm con remate recto	0,986	0,564	lx = 7.28 ly = 28.22



## 2. PERFILES (PRECERCOS)

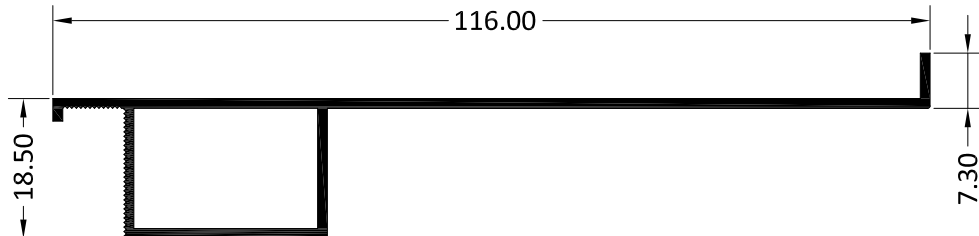
<b>9000 - Precerco 36 mm</b> <table border="1"> <tr> <td>Peso (Kg/m)</td> <td colspan="2">0.321</td> <td colspan="3">Inercia(cm<sup>4</sup>)</td> </tr> <tr> <td rowspan="2">Perímetro (m)</td> <td>Ext.</td> <td>0.119</td> <td>Ix</td> <td colspan="2">0.70</td> </tr> <tr> <td>Total</td> <td>0.200</td> <td>Iy</td> <td colspan="2">1.44</td> </tr> </table>						Peso (Kg/m)	0.321		Inercia(cm <sup>4</sup> )			Perímetro (m)	Ext.	0.119	Ix	0.70		Total	0.200	Iy	1.44		<b>9000/1 - Precerco 36 mm</b> <table border="1"> <tr> <td>Peso (Kg/m)</td> <td colspan="2">0.320</td> <td colspan="3">Inercia(cm<sup>4</sup>)</td> </tr> <tr> <td rowspan="2">Perímetro (m)</td> <td>Ext.</td> <td>0.118</td> <td>Ix</td> <td colspan="2">0.67</td> </tr> <tr> <td>Total</td> <td>0.198</td> <td>Iy</td> <td colspan="2">1.42</td> </tr> </table>						Peso (Kg/m)	0.320		Inercia(cm <sup>4</sup> )			Perímetro (m)	Ext.	0.118	Ix	0.67		Total	0.198	Iy	1.42		<b>4018 - Precerco 36 mm</b> <table border="1"> <tr> <td>Peso (Kg/m)</td> <td colspan="2">0.290</td> <td colspan="3">Inercia(cm<sup>4</sup>)</td> </tr> <tr> <td rowspan="2">Perímetro (m)</td> <td>Ext.</td> <td>0.111</td> <td>Ix</td> <td colspan="2">0.60</td> </tr> <tr> <td>Total</td> <td>0.192</td> <td>Iy</td> <td colspan="2">1.31</td> </tr> </table>						Peso (Kg/m)	0.290		Inercia(cm <sup>4</sup> )			Perímetro (m)	Ext.	0.111	Ix	0.60		Total	0.192	Iy	1.31	
Peso (Kg/m)	0.321		Inercia(cm <sup>4</sup> )																																																																	
Perímetro (m)	Ext.	0.119	Ix	0.70																																																																
	Total	0.200	Iy	1.44																																																																
Peso (Kg/m)	0.320		Inercia(cm <sup>4</sup> )																																																																	
Perímetro (m)	Ext.	0.118	Ix	0.67																																																																
	Total	0.198	Iy	1.42																																																																
Peso (Kg/m)	0.290		Inercia(cm <sup>4</sup> )																																																																	
Perímetro (m)	Ext.	0.111	Ix	0.60																																																																
	Total	0.192	Iy	1.31																																																																
<b>9001 - Precerco 50 mm</b> <table border="1"> <tr> <td>Peso (Kg/m)</td> <td colspan="2">0.413</td> <td colspan="3">Inercia(cm<sup>4</sup>)</td> </tr> <tr> <td rowspan="2">Perímetro (m)</td> <td>Ext.</td> <td>0.147</td> <td>Ix</td> <td colspan="2">0.97</td> </tr> <tr> <td>Total</td> <td>0.256</td> <td>Iy</td> <td colspan="2">3.71</td> </tr> </table>						Peso (Kg/m)	0.413		Inercia(cm <sup>4</sup> )			Perímetro (m)	Ext.	0.147	Ix	0.97		Total	0.256	Iy	3.71		<b>9001/1 - Precerco 50 mm</b> <table border="1"> <tr> <td>Peso (Kg/m)</td> <td colspan="2">0.410</td> <td colspan="3">Inercia(cm<sup>4</sup>)</td> </tr> <tr> <td rowspan="2">Perímetro (m)</td> <td>Ext.</td> <td>0.146</td> <td>Ix</td> <td colspan="2">0.92</td> </tr> <tr> <td>Total</td> <td>0.254</td> <td>Iy</td> <td colspan="2">3.67</td> </tr> </table>						Peso (Kg/m)	0.410		Inercia(cm <sup>4</sup> )			Perímetro (m)	Ext.	0.146	Ix	0.92		Total	0.254	Iy	3.67		<b>4017 - Precerco 50 mm</b> <table border="1"> <tr> <td>Peso (Kg/m)</td> <td colspan="2">0.367</td> <td colspan="3">Inercia(cm<sup>4</sup>)</td> </tr> <tr> <td rowspan="2">Perímetro (m)</td> <td>Ext.</td> <td>0.140</td> <td>Ix</td> <td colspan="2">0.83</td> </tr> <tr> <td>Total</td> <td>0.249</td> <td>Iy</td> <td colspan="2">3.31</td> </tr> </table>						Peso (Kg/m)	0.367		Inercia(cm <sup>4</sup> )			Perímetro (m)	Ext.	0.140	Ix	0.83		Total	0.249	Iy	3.31	
Peso (Kg/m)	0.413		Inercia(cm <sup>4</sup> )																																																																	
Perímetro (m)	Ext.	0.147	Ix	0.97																																																																
	Total	0.256	Iy	3.71																																																																
Peso (Kg/m)	0.410		Inercia(cm <sup>4</sup> )																																																																	
Perímetro (m)	Ext.	0.146	Ix	0.92																																																																
	Total	0.254	Iy	3.67																																																																
Peso (Kg/m)	0.367		Inercia(cm <sup>4</sup> )																																																																	
Perímetro (m)	Ext.	0.140	Ix	0.83																																																																
	Total	0.249	Iy	3.31																																																																
<b>3011 - Precerco 110 mm</b> <table border="1"> <tr> <td>Peso (Kg/m)</td> <td colspan="5">0.705</td> </tr> <tr> <td rowspan="2">Perímetro (m)</td> <td>Ext.</td> <td>0.289</td> <td rowspan="2">Inercia (cm<sup>4</sup>)</td> <td>Ix</td> <td>1.14</td> </tr> <tr> <td>Total</td> <td>0.370</td> <td>Iy</td> <td>30.07</td> </tr> </table>						Peso (Kg/m)	0.705					Perímetro (m)	Ext.	0.289	Inercia (cm <sup>4</sup> )	Ix	1.14	Total	0.370	Iy	30.07																																															
Peso (Kg/m)	0.705																																																																			
Perímetro (m)	Ext.	0.289	Inercia (cm <sup>4</sup> )	Ix	1.14																																																															
	Total	0.370		Iy	30.07																																																															

## 2. PERFILES (PRECERCOS)

### 3358 - Precerco 116 mm

Peso (Kg/m) 0.629

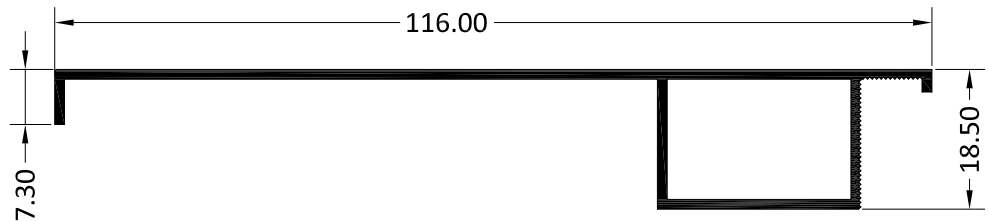
Perímetro (m)	Ext.	0.294	Inercia (cm <sup>4</sup> )	Ix	1.06
	Total	0.374		Iy	27.55



### 9004 - Precerco 116 mm

Peso (Kg/m) 0.629

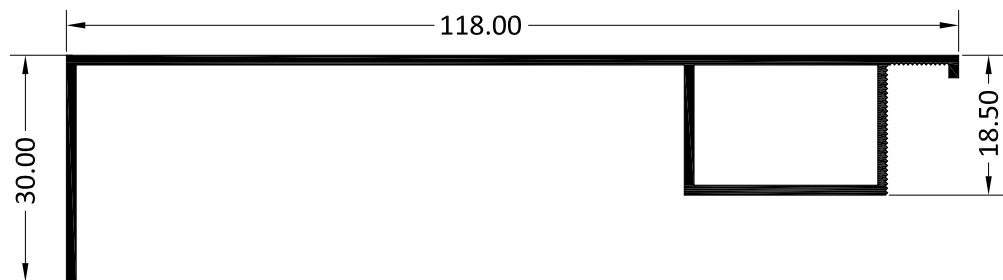
Perímetro (m)	Ext.	0.294	Inercia (cm <sup>4</sup> )	Ix	1.06
	Total	0.374		Iy	27.55



### 3359 - Precerco 118 mm

Peso (Kg/m) 0.716

Perímetro (m)	Ext.	0.344	Inercia (cm <sup>4</sup> )	Ix	1.66
	Total	0.424		Iy	41.05

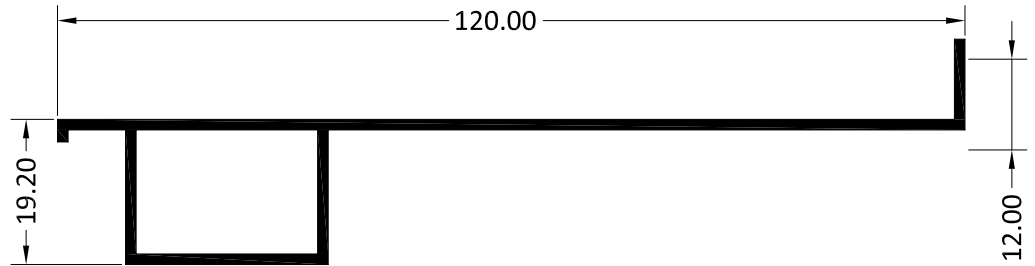


## 2. PERFILES (PRECERCOS)

### 9002 - Precerco 120 mm

Peso (Kg/m) 0.724

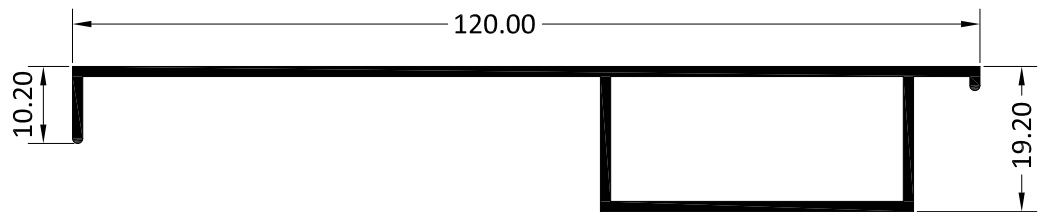
Perímetro (m)	Ext.	0.303	Inercia (cm <sup>4</sup> )	Ix	1.36
	Total	0.384		Iy	36.80



### 9006 - Precerco 120 mm

Peso (Kg/m) 0.745

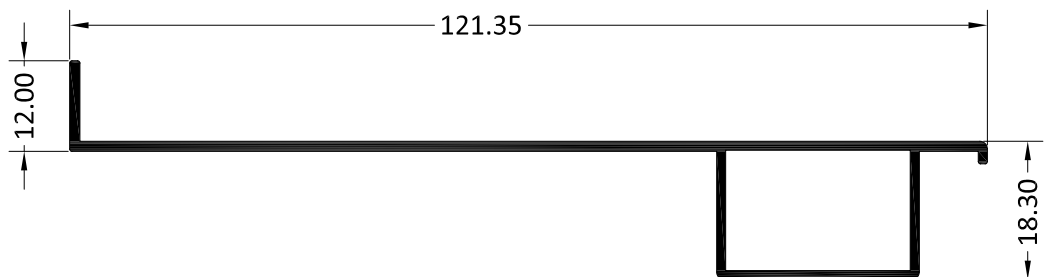
Perímetro (m)	Ext.	0.299	Inercia (cm <sup>4</sup> )	Ix	1.51
	Total	0.409		Iy	34.05



### 9010 - Precerco 121.35 mm

Peso (Kg/m) 0.663

Perímetro (m)	Ext.	0.302	Inercia (cm <sup>4</sup> )	Ix	1.09
	Total	0.383		Iy	35.04

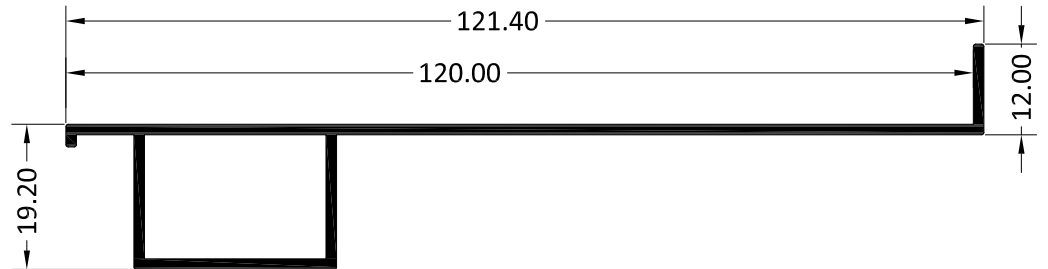


## 2. PERFILES (PRECERCOS)

### 9008 - Precerco 121.40 mm

Peso (Kg/m) 0.729

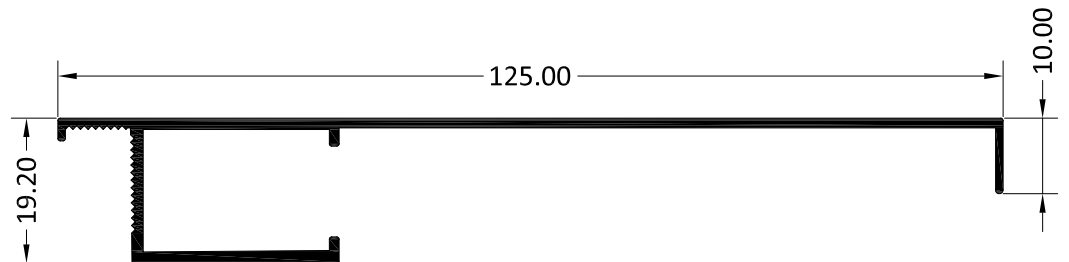
Perímetro (m)	Ext.	0.305	Inercia (cm <sup>4</sup> )	Ix	1.36
	Total	0.386		Iy	37.98



### 9003 - Precerco 125 mm

Peso (Kg/m) 0.664


Perímetro (m)	Ext.		Inercia (cm <sup>4</sup> )	Ix	1.19
	Total	0.376		Iy	35.90



### 9005 - Precerco 135 mm

Peso (Kg/m) 0.910

Perímetro (m)	Ext.	0.372	Inercia (cm <sup>4</sup> )	Ix	3.54
	Total	0.480		Iy	66.30

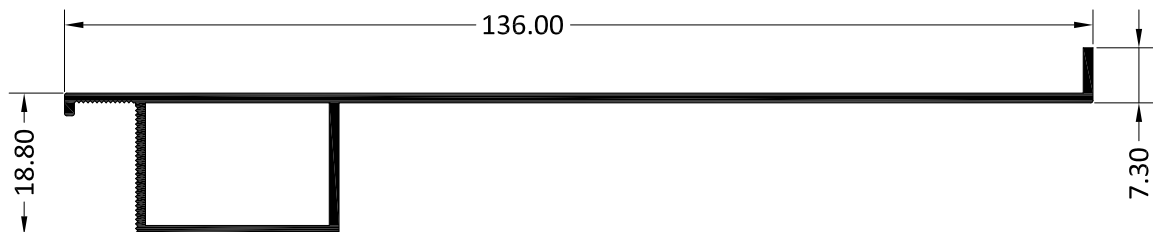


## 2. PERFILES (PRECERCOS)

### 3352 - Precerco 136 mm

Peso (Kg/m) 0.720


Perímetro (m)	Ext.	0.334	Inercia (cm <sup>4</sup> )	Ix	1.14
	Total	0.417		Iy	43.85



### 3579 - Precerco 136 mm

Peso (Kg/m) 0.791

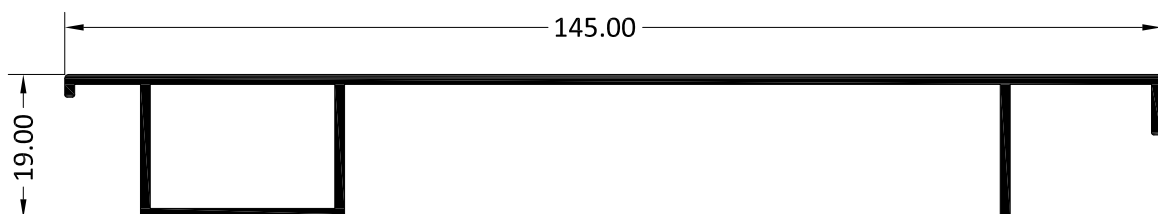
Perímetro (m)	Ext.	0.369	Inercia (cm <sup>4</sup> )	Ix	1.76
	Total	0.450		Iy	61.30



### 9007 - Precerco 145 mm

Peso (Kg/m) 0.810

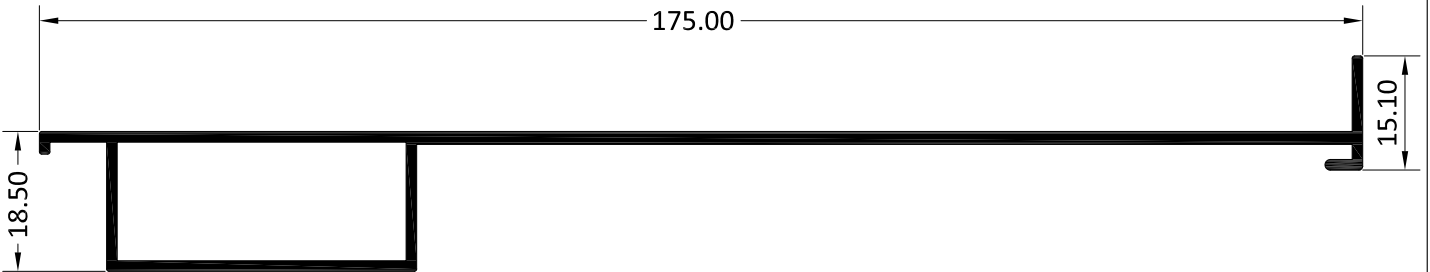
Perímetro (m)	Ext.	0.379	Inercia (cm <sup>4</sup> )	Ix	1.29
	Total	0.461		Iy	62.76



**2. PERFILES (PRECERCOS)****3580 - Precerco 175 mm**

Peso (Kg/m) 1.107

Perímetro (m)	Ext.	0.422	Inercia (cm <sup>4</sup> )	Ix	1.72
	Total	0.530		Iy	132.26

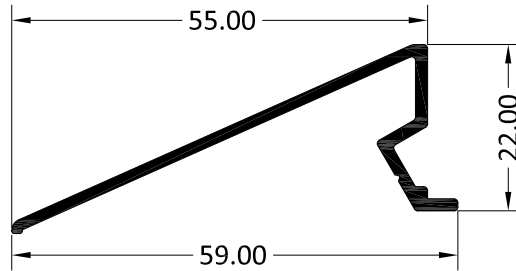


## 2. PERFILES (ALARGADERAS)

### 3868 - Alargadera 55 mm

Peso (Kg/m) 0.356

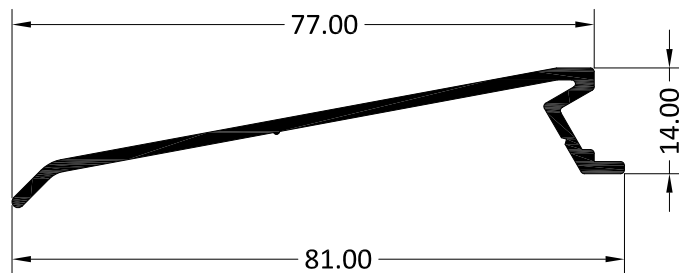
Perímetro (m)	Ext.		Inercia (cm <sup>4</sup> )	Ix	0.60
	Total	0.180		Iy	4.18



### 3238 - Alargadera 77 mm

Peso (Kg/m) 0.440

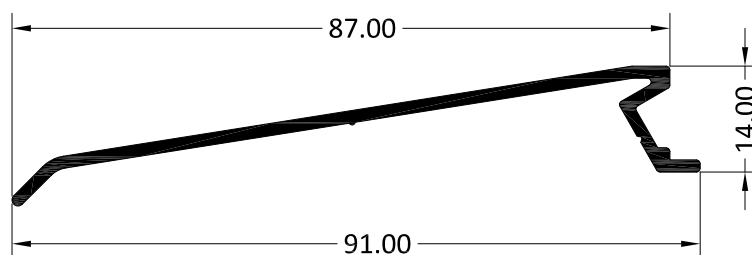
Perímetro (m)	Ext.		Inercia (cm <sup>4</sup> )	Ix	0.31
	Total	0.202		Iy	10.30



### 3235 - Alargadera 87 mm

Peso (Kg/m) 0.483

Perímetro (m)	Ext.		Inercia (cm <sup>4</sup> )	Ix	0.33
	Total	0.222		Iy	14.34

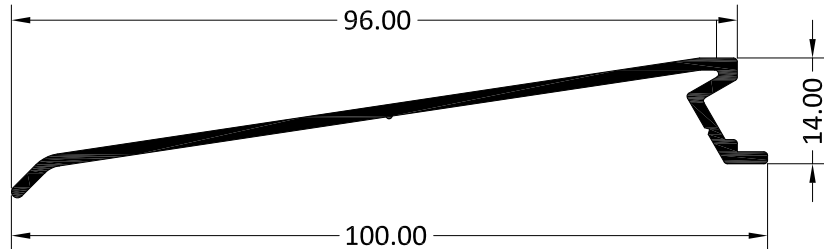


## 2. PERFILES (ALARGADERAS)

### 3820 - Alargadera 96 mm

Peso (Kg/m) 0.521

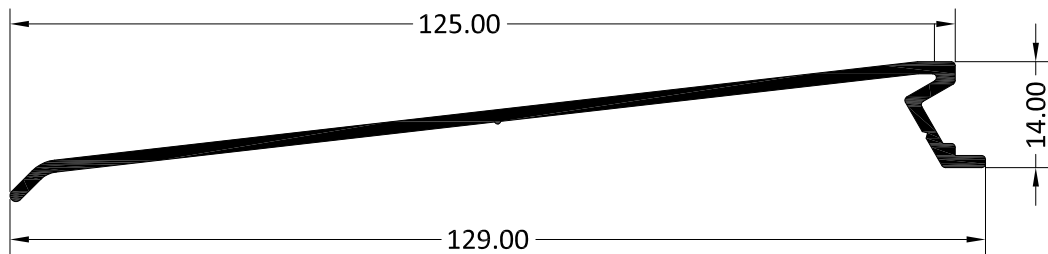
Perímetro (m)	Ext.		Inercia (cm <sup>4</sup> )	Ix	0.37
	Total	0.240		Iy	18.60



### 3839 - Alargadera 125 mm

Peso (Kg/m) 0.645

Perímetro (m)	Ext.		Inercia (cm <sup>4</sup> )	Ix	0.43
	Total	0.297		Iy	38.09





## 2. PERFILES (VIERTEAGUAS)

**6570**  
Vieriteaguas 180 mm

Peso (Kg/m) 0.983

Perímetro (m)	Ext.	
	Total	0.498

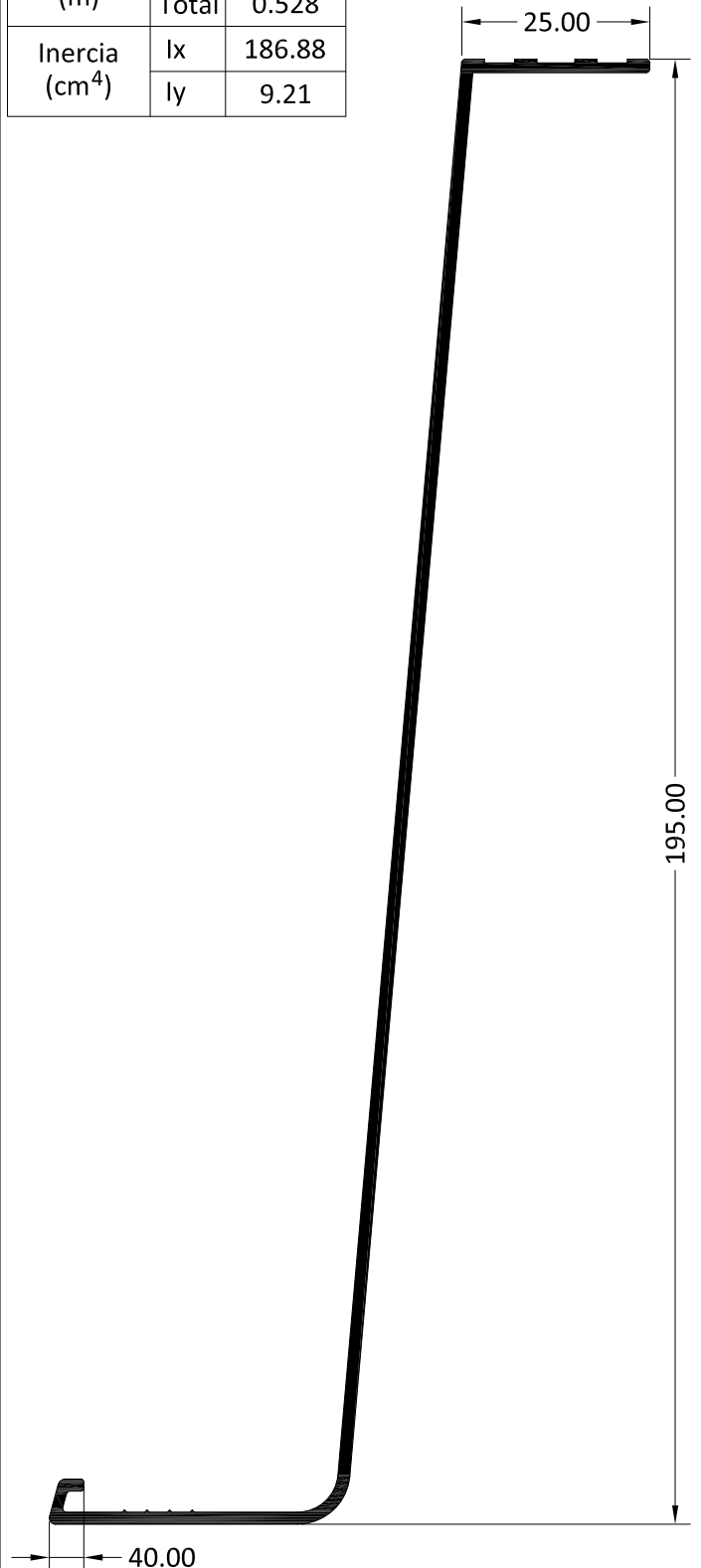
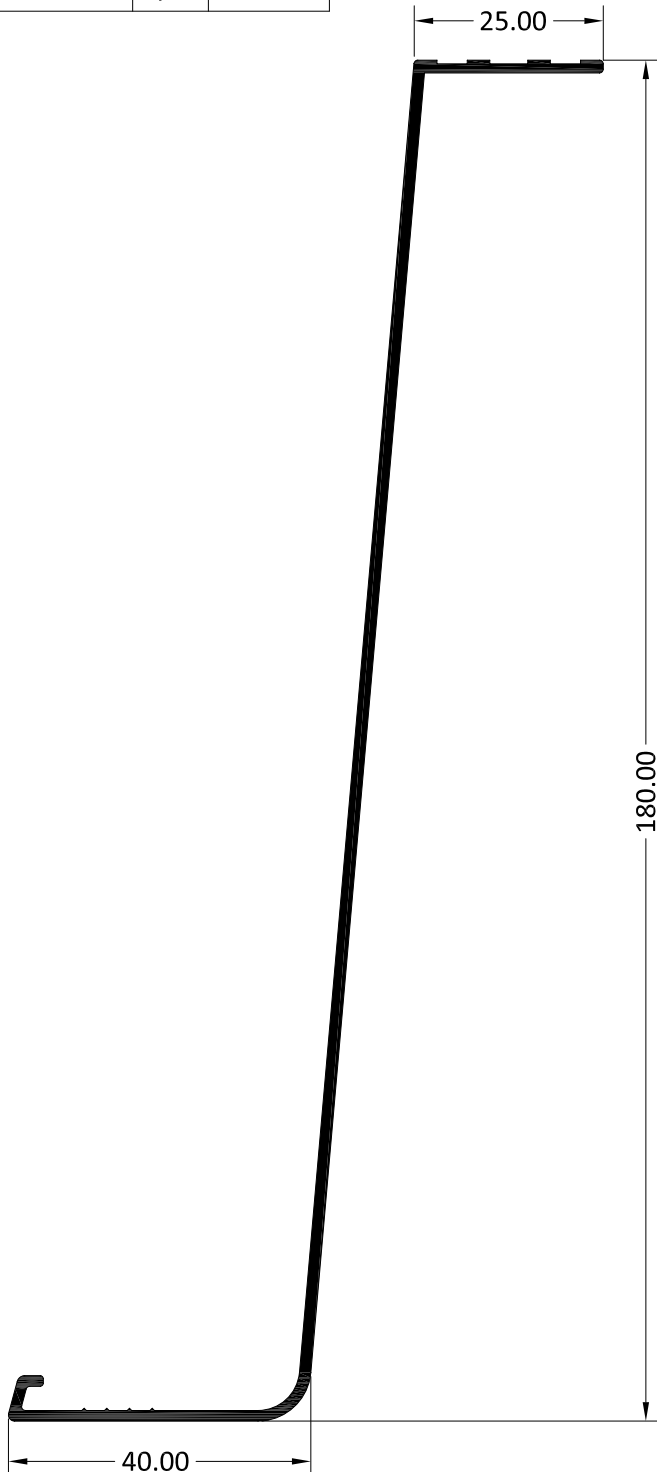
Inercia (cm <sup>4</sup> )	Ix	144.93
	Iy	8.24

**6569**  
Vieriteaguas 195 mm

Peso (Kg/m) 1.110

Perímetro (m)	Ext.	
	Total	0.528

Inercia (cm <sup>4</sup> )	Ix	186.88
	Iy	9.21




## 2. PERFILES (VIERTEAGUAS)

6571  
Vieriteaguas 210 mm

Peso (Kg/m) 1.193

Perímetro (m)	Ext.	
	Total	0.558

Inercia (cm <sup>4</sup> )	Ix	234.25
	Iy	10.17

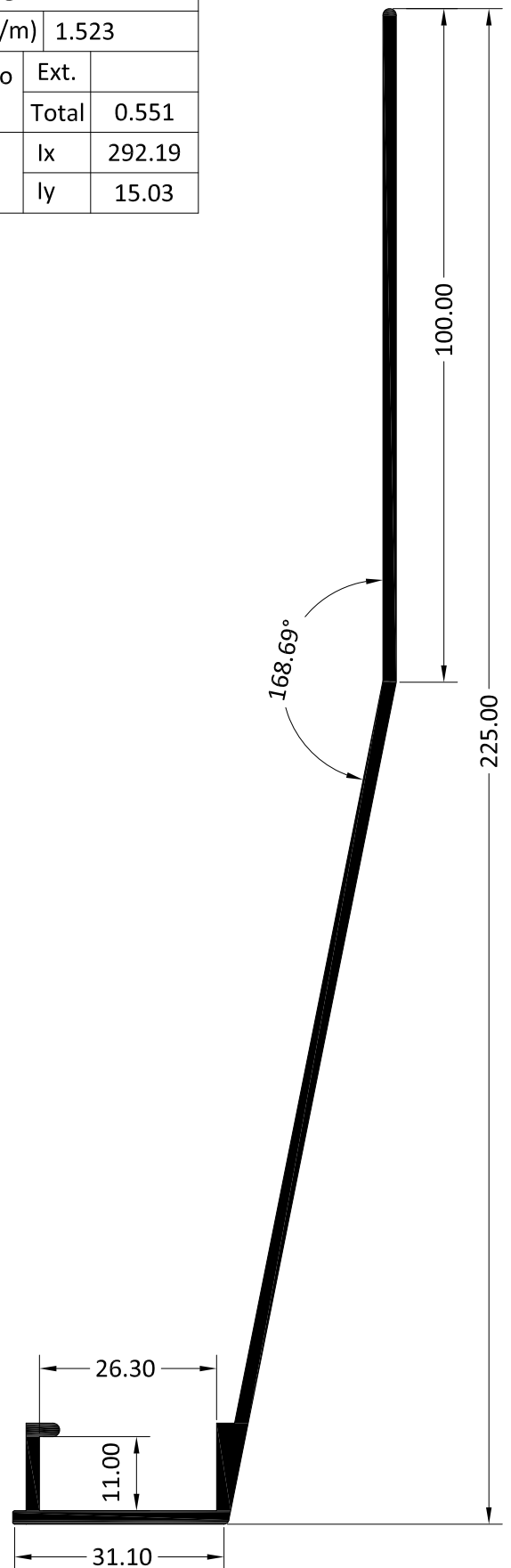


10284  
Vieriteaguas 225 mm

Peso (Kg/m) 1.523

Perímetro (m)	Ext.	
	Total	0.551

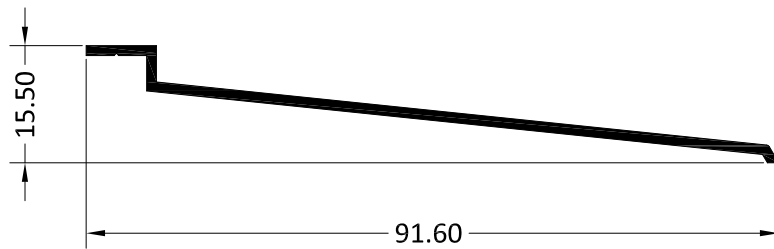
Inercia (cm <sup>4</sup> )	Ix	292.19
	Iy	15.03



**2. PERFILES (VIERTEAGUAS)****4657 - Vierendeaguas 92 mm**

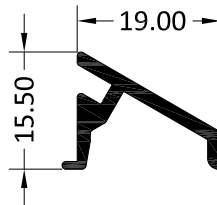
Peso (Kg/m) 0.343

Perímetro (m)	Ext.		Inercia (cm <sup>4</sup> )	Ix	0.18
	Total	0.197		Iy	9.26

**3837 - Vierendeaguas**

Peso (Kg/m) 0.200

Perímetro (m)	Ext.		Inercia (cm <sup>4</sup> )	Ix	0.10
	Total	0.084		Iy	0.29

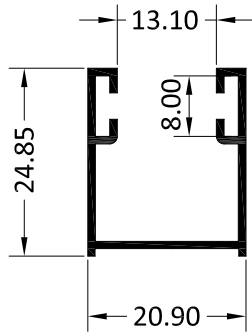


## 2. PERFILES (GUÍAS DE PERSIANA)

**8032 - Guía de 25x21**

Peso (Kg/m) 0.238

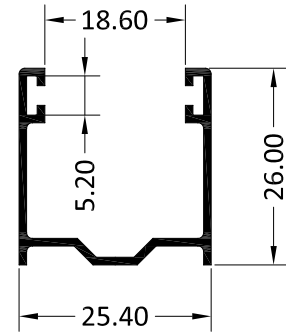
Perímetro (m)	Ext.		Inercia (cm <sup>4</sup> )	Ix	0.61
	Total	0.180		Iy	0.66



**4515 - Guía de 26x25.4**

Peso (Kg/m) 0.248

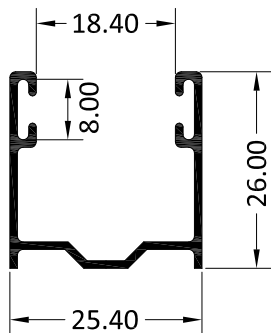
Perímetro (m)	Ext.		Inercia (cm <sup>4</sup> )	Ix	0.72
	Total	0.183		Iy	1.05



**4516 - Guía de 26x25.4**

Peso (Kg/m) 0.262

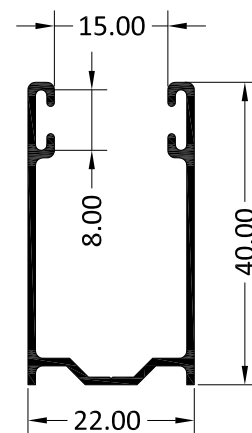
Perímetro (m)	Ext.		Inercia (cm <sup>4</sup> )	Ix	0.73
	Total	0.186		Iy	1.10



**4517 - Guía de 40x22**

Peso (Kg/m) 0.327

Perímetro (m)	Ext.		Inercia (cm <sup>4</sup> )	Ix	2.23
	Total	0.234		Iy	1.09

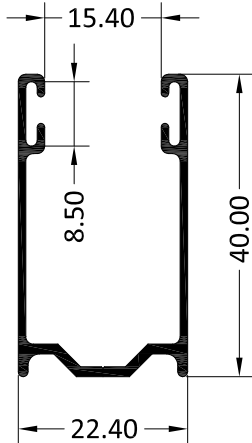


## 2. PERFILES (GUÍAS DE PERSIANA)

**4518 - Guía de 40x22.4**

Peso (Kg/m) 0.356

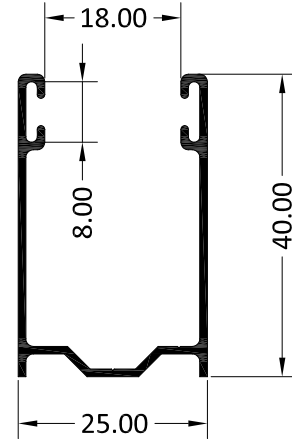
Perímetro (m)	Ext.		Inercia (cm <sup>4</sup> )	Ix	2.46
	Total	0.236		Iy	1.20



**4514 - Guía de 40x25**

Peso (Kg/m) 0.338

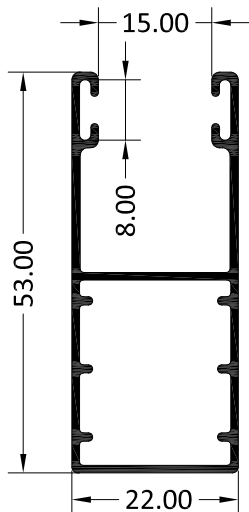
Perímetro (m)	Ext.		Inercia (cm <sup>4</sup> )	Ix	2.30
	Total	0.241		Iy	1.45



**4525 - Guía de 53x22**

Peso (Kg/m) 0.486

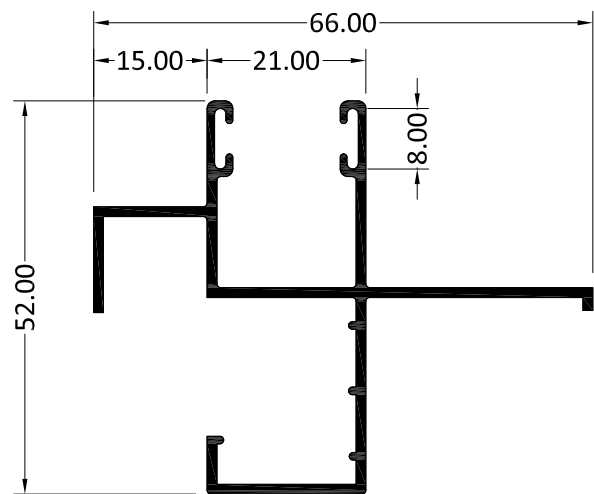
Perímetro (m)	Ext.	0.231	Inercia (cm <sup>4</sup> )	Ix	4.93
	Total	0.335		Iy	1.57



**4000 - Guía de 66**

Peso (Kg/m) 0.675

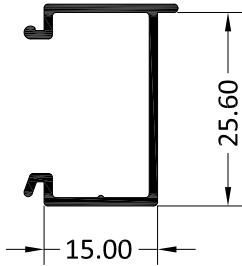
Perímetro (m)	Ext.		Inercia (cm <sup>4</sup> )	Ix	5.15
	Total	0.397		Iy	6.03



## 2. PERFILES (GUÍAS DE PERSIANA)

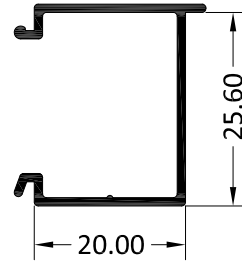
### 3223 - Junquillo de 15

Peso (Kg/m)	0.211				
Perímetro (m)	Ext.		Inercia (cm <sup>4</sup> )	Ix	0.30
	Total	0.141		Iy	0.88



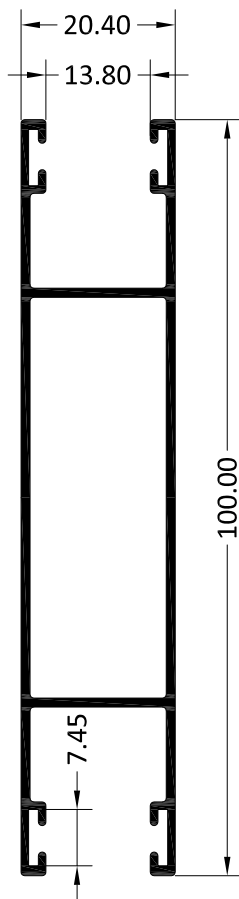
### 3221 - Junquillo de 20

Peso (Kg/m)	0.240				
Perímetro (m)	Ext.		Inercia (cm <sup>4</sup> )	Ix	1.06
	Total	0.161		Iy	0.57



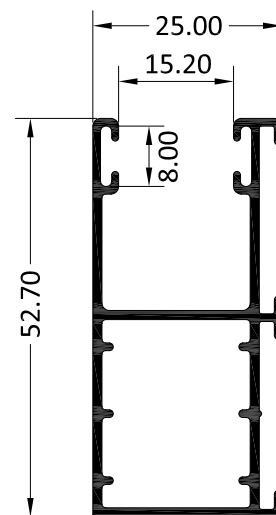
### 3211 - Guía central de persiana

Peso (Kg/m)	0.840				
Perímetro (m)	Ext.	0.389	Inercia (cm <sup>4</sup> )	Ix	28.96
	Total	0.530		Iy	2.49



### 3220 - Guía de persiana con junquillo

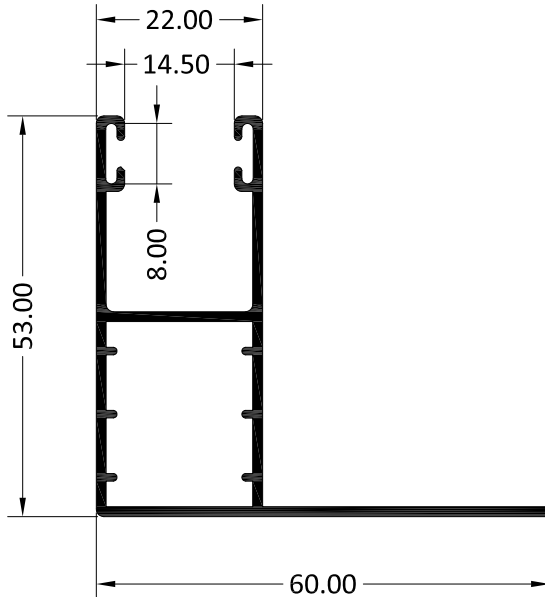
Peso (Kg/m)	0.578				
Perímetro (m)	Ext.	0.261	Inercia (cm <sup>4</sup> )	Ix	5.84
	Total	0.362		Iy	1.96



## 2. PERFILES (GUÍAS DE PERSIANA)

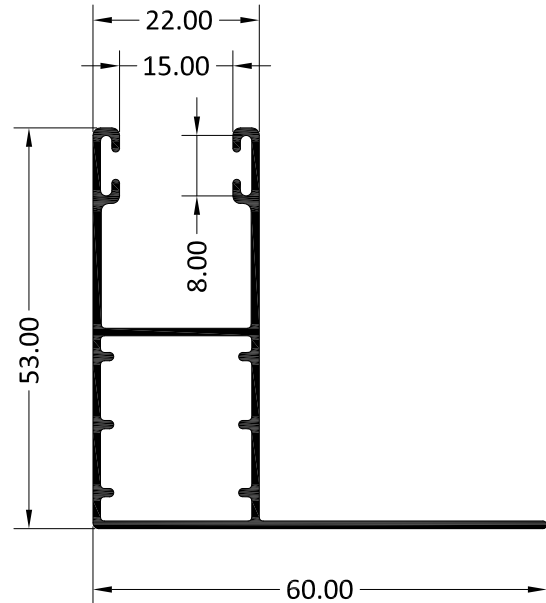
**3204 - Guía de 60 con pala inferior**

Peso (Kg/m)	0.730				
Perímetro (m)	Ext.	0.307	Inercia (cm <sup>4</sup> )	Ix	8.13
	Total	0.410		Iy	6.02



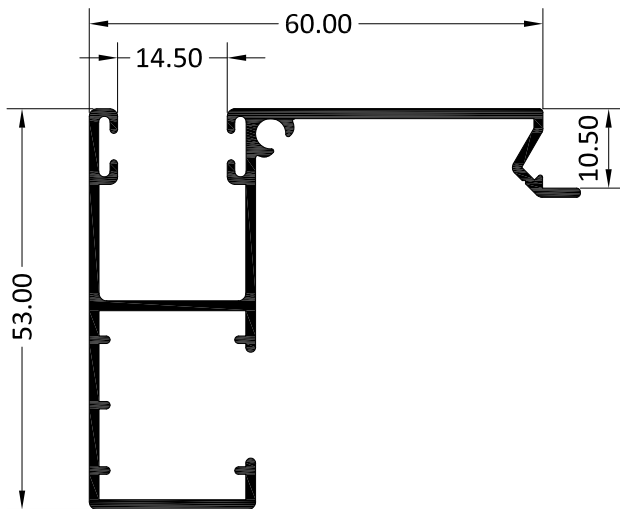
**4526 - Guía de 53x60**

Peso (Kg/m)	0.588				
Perímetro (m)	Ext.	0.307	Inercia (cm <sup>4</sup> )	Ix	6.83
	Total	0.411		Iy	4.83



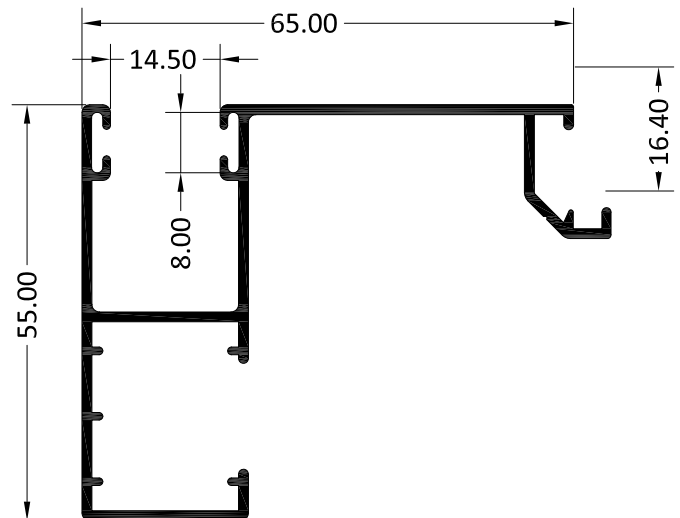
**3242 - Guía de 53x60**

Peso (Kg/m)	0.731				
Perímetro (m)	Ext.		Inercia (cm <sup>4</sup> )	Ix	8.65
	Total	0.421		Iy	9.65



**11011 - Guía de 55x65**

Peso (Kg/m)	0.783				
Perímetro (m)	Ext.		Inercia (cm <sup>4</sup> )	Ix	9.85
	Total	0.452		Iy	13.61

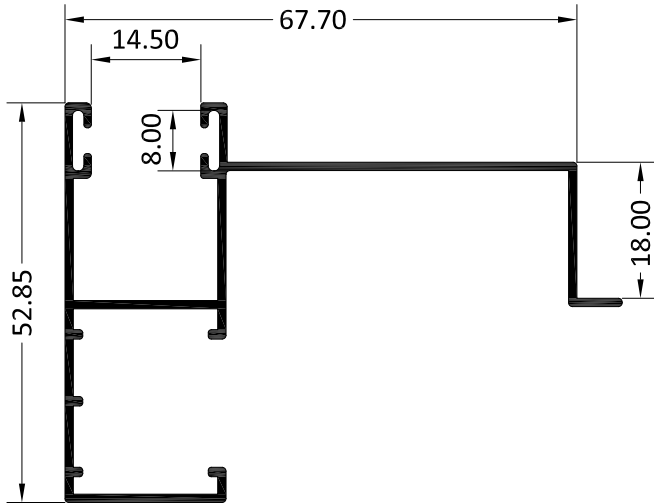


## 2. PERFILES (GUÍAS DE PERSIANA)

2158 - Guía de 67.7

Peso (Kg/m) 0.651

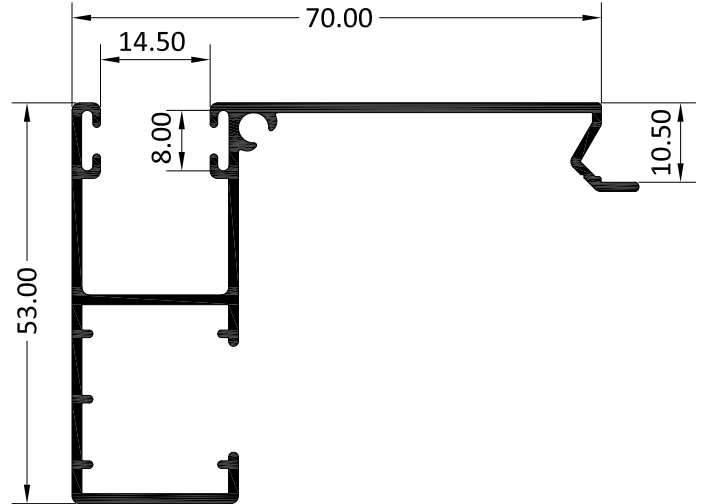
Perímetro (m)	Ext.	Inercia (cm <sup>4</sup> )	Ix	6.11
	Total			



3237 - Guía de 70

Peso (Kg/m) 0.766

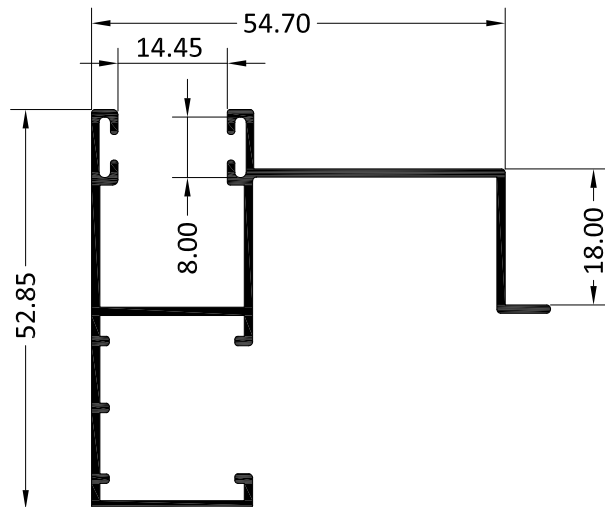
Perímetro (m)	Ext.	Inercia (cm <sup>4</sup> )	Ix	9.31
	Total			



2159 - Guía de 54.7

Peso (Kg/m) 0.613

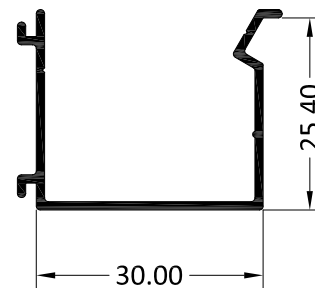
Perímetro (m)	Ext.	Inercia (cm <sup>4</sup> )	Ix	5.82
	Total			



3222 - Junquillo de 30

Peso (Kg/m) 0.278

Perímetro (m)	Ext.	Inercia (cm <sup>4</sup> )	Ix	0.87
	Total			



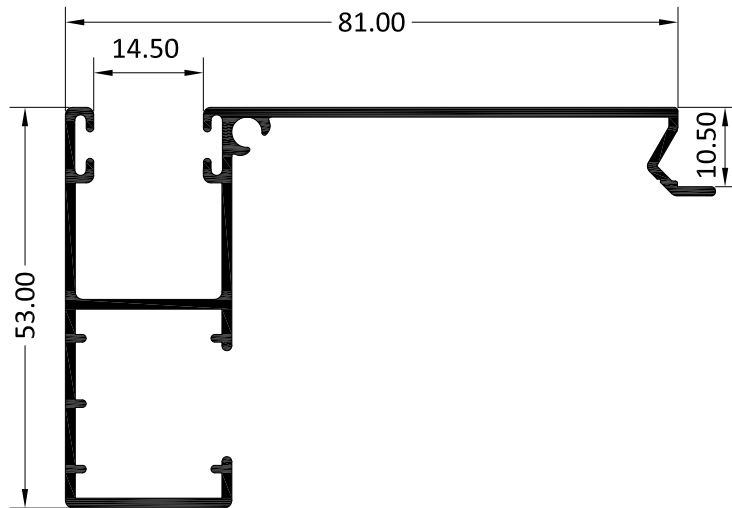


## 2. PERFILES (GUÍAS DE PERSIANA)

### 3236 - Guía de 81

Peso (Kg/m) 0.805

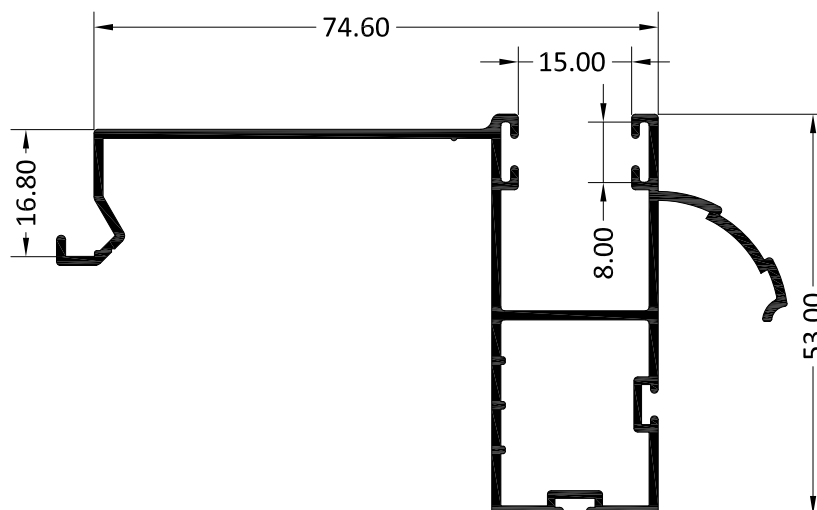
Perímetro (m)	Ext.		Inercia (cm <sup>4</sup> )	Ix	9.78
	Total	0.463		Iy	19.86



### 11111 - Guía de 75 con remate curvo

Peso (Kg/m) 0.899

Perímetro (m)	Ext.	0.462	Inercia (cm <sup>4</sup> )	Ix	9.34
	Total	0.560		Iy	22.38

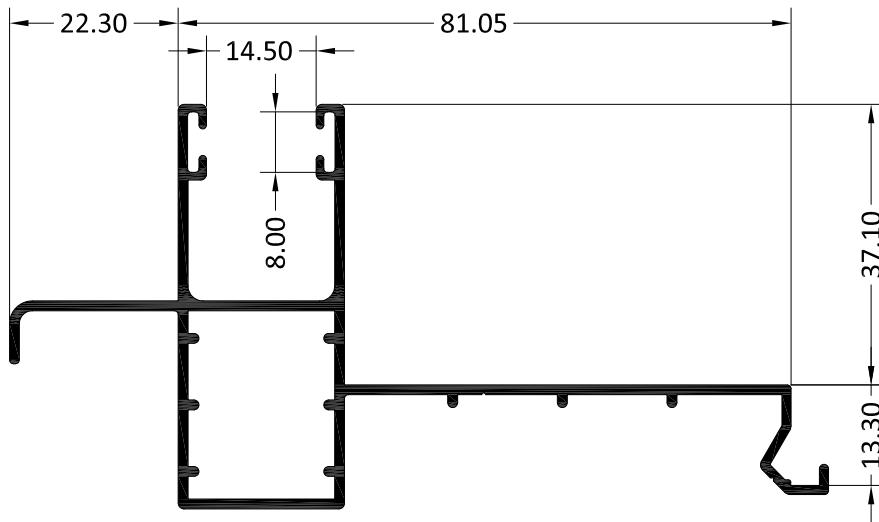


## 2. PERFILES (GUÍAS DE PERSIANA)

### 11119 - Guía de 81 con remate recto

Peso (Kg/m) 0.986

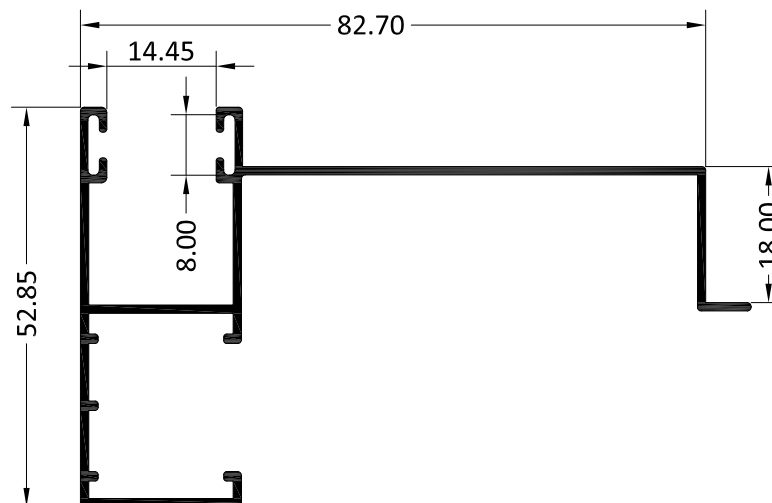
Perímetro (m)	Ext.	0.461	Inercia (cm <sup>4</sup> )	Ix	7.28
	Total	0.564		Iy	28.22



### 2157 - Guía de 82.7

Peso (Kg/m) 0.697

Perímetro (m)	Ext.		Inercia (cm <sup>4</sup> )	Ix	6.40
	Total	0.468		Iy	20.88

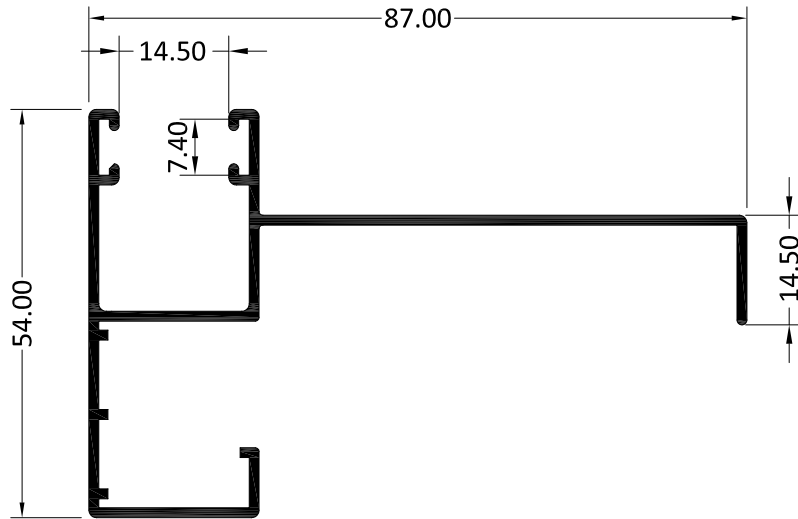


## 2. PERFILES (GUÍAS DE PERSIANA)

### 4010 - Guía de 87

Peso (Kg/m) 0.802

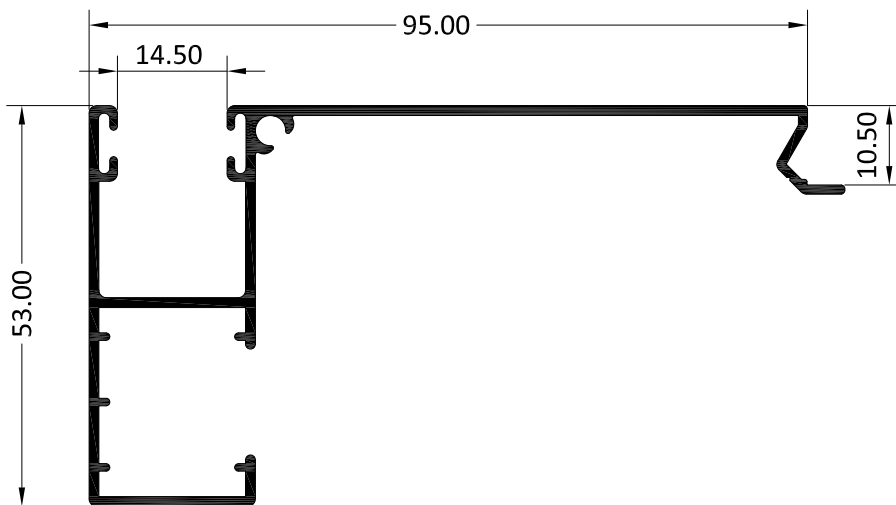
Perímetro (m)	Ext.		Inercia (cm <sup>4</sup> )	Ix	7.10
	Total	0.455		Iy	22.65



### 3230 - Guía de 95

Peso (Kg/m) 0.853

Perímetro (m)	Ext.		Inercia (cm <sup>4</sup> )	Ix	10.33
	Total	0.491		Iy	29.83

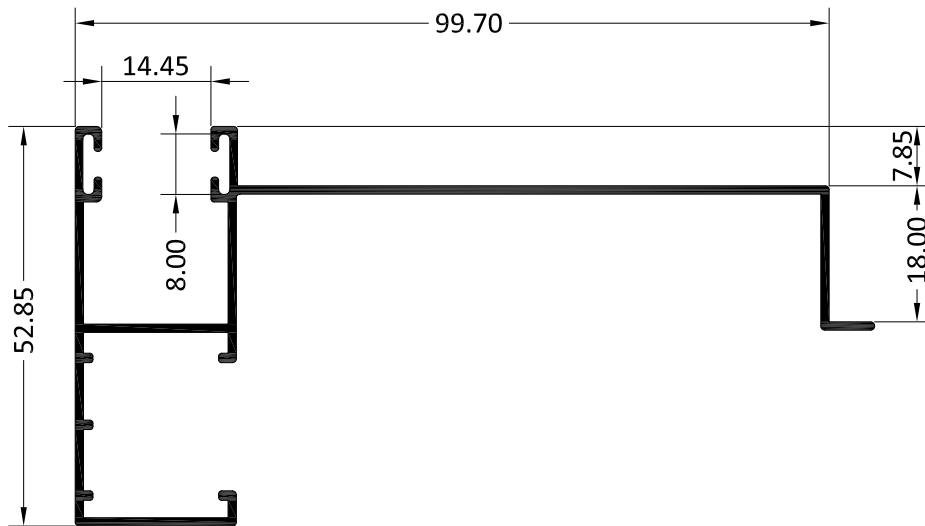


## 2. PERFILES (GUÍAS DE PERSIANA)

### 2156 - Guía de 99.7

Peso (Kg/m) 0.745

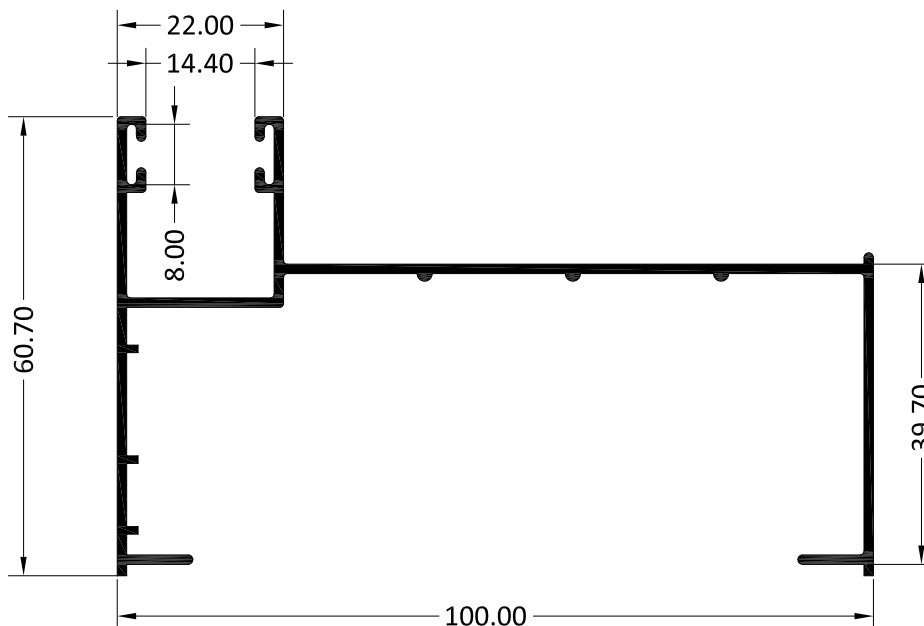
Perímetro (m)	Ext.		Inercia (cm <sup>4</sup> )	Ix	6.68
	Total	0.502		Iy	33.07



### 3208 - Guía monoblock de 100

Peso (Kg/m) 0.899

Perímetro (m)	Ext.		Inercia (cm <sup>4</sup> )	Ix	8.72
	Total	0.529		Iy	49.82

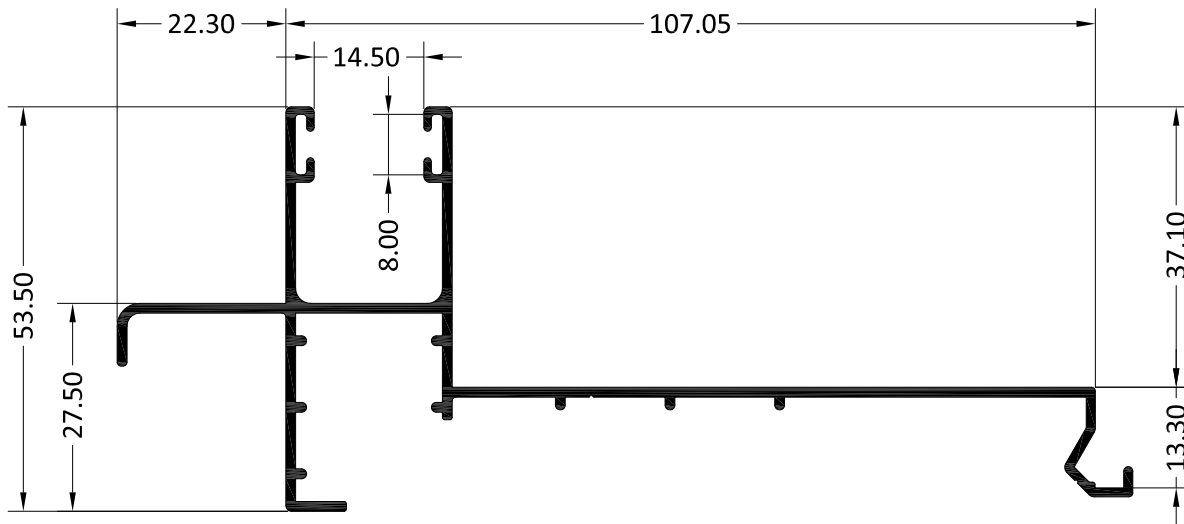


## 2. PERFILES (GUÍAS DE PERSIANA)

### 3838 - Guía de 107

Peso (Kg/m) 1.077

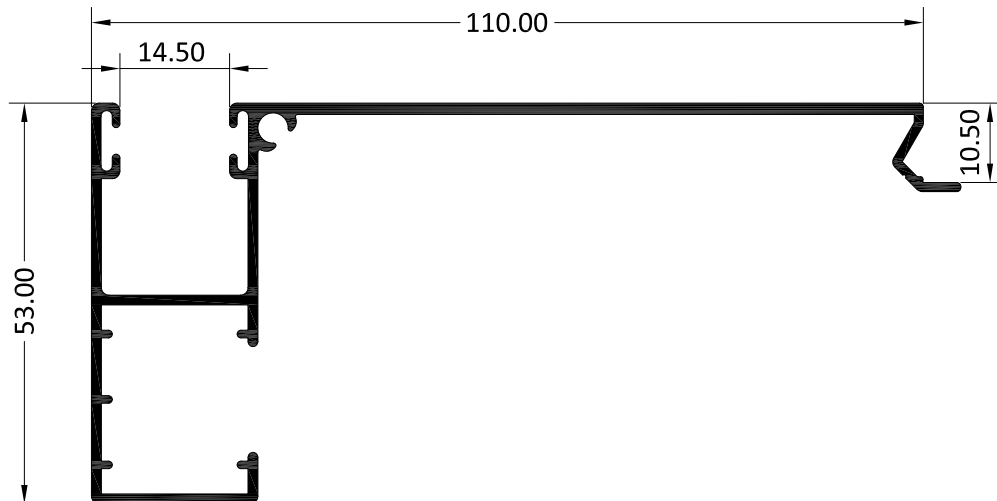
Perímetro (m)	Ext.	0.616	Inercia (cm <sup>4</sup> )	Ix	7.38
	Total			Iy	53.11



### 3231 - Guía de 110

Peso (Kg/m) 0.950

Perímetro (m)	Ext.	0.521	Inercia (cm <sup>4</sup> )	Ix	11.19
	Total			Iy	46.11

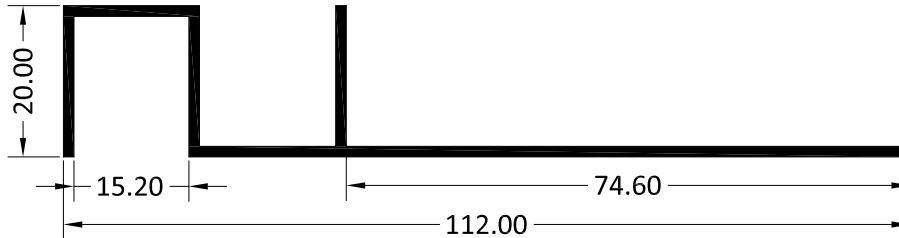


## 2. PERFILES (GUÍAS DE PERSIANA)

### 3218 - Guía de 112

Peso (Kg/m) 0.648

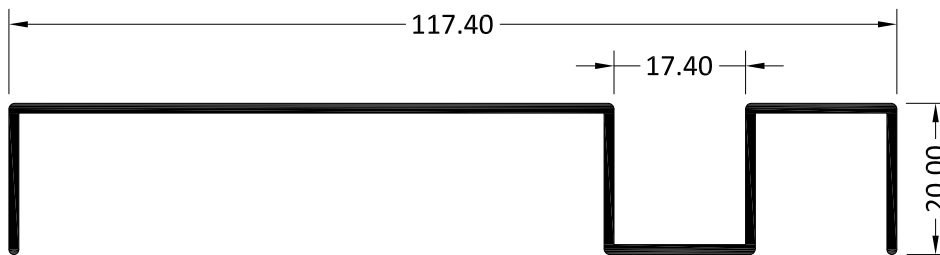
Perímetro (m)	Ext.		Inercia (cm <sup>4</sup> )	Ix	1.16
	Total	0.346		Iy	27.79



### 4022 - Guía de 117.4

Peso (Kg/m) 0.672

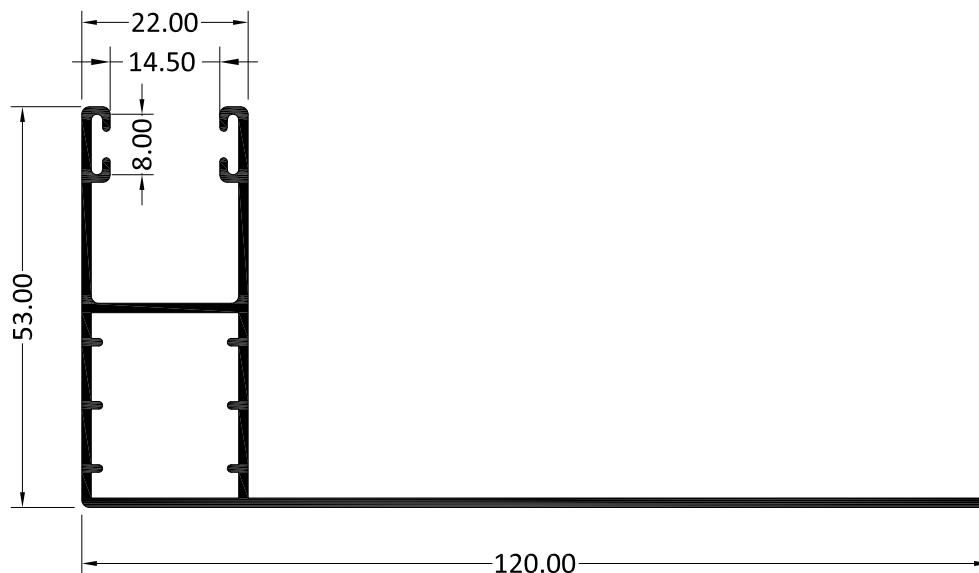
Perímetro (m)	Ext.		Inercia (cm <sup>4</sup> )	Ix	1.26
	Total	0.384		Iy	37.62



### 3200 - Guía de 120 con pala inferior

Peso (Kg/m) 0.891

Perímetro (m)	Ext.	0.429	Inercia (cm <sup>4</sup> )	Ix	10.22
	Total	0.532		Iy	39.33

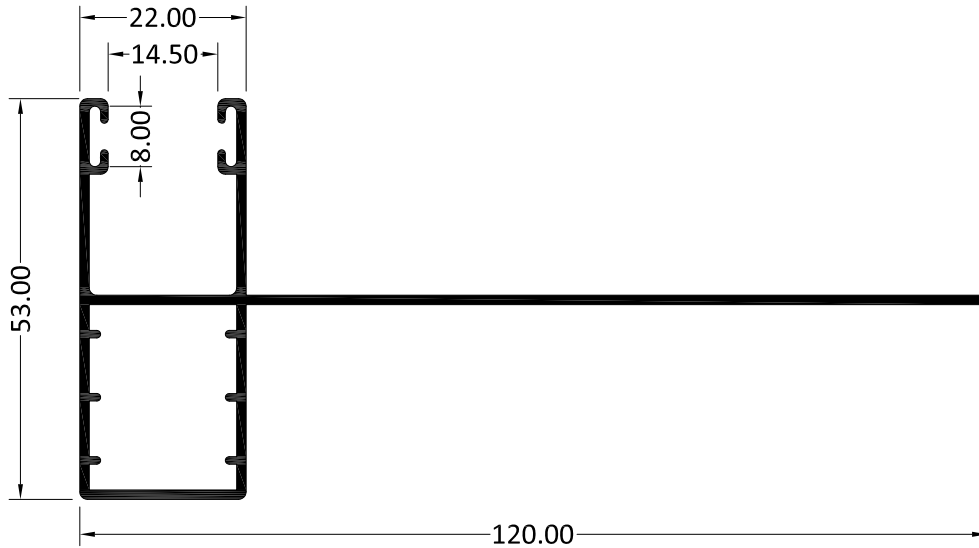


## 2. PERFILES (GUÍAS DE PERSIANA)

### 3201 - Guía de 120 con pala central

Peso (Kg/m) 0.891

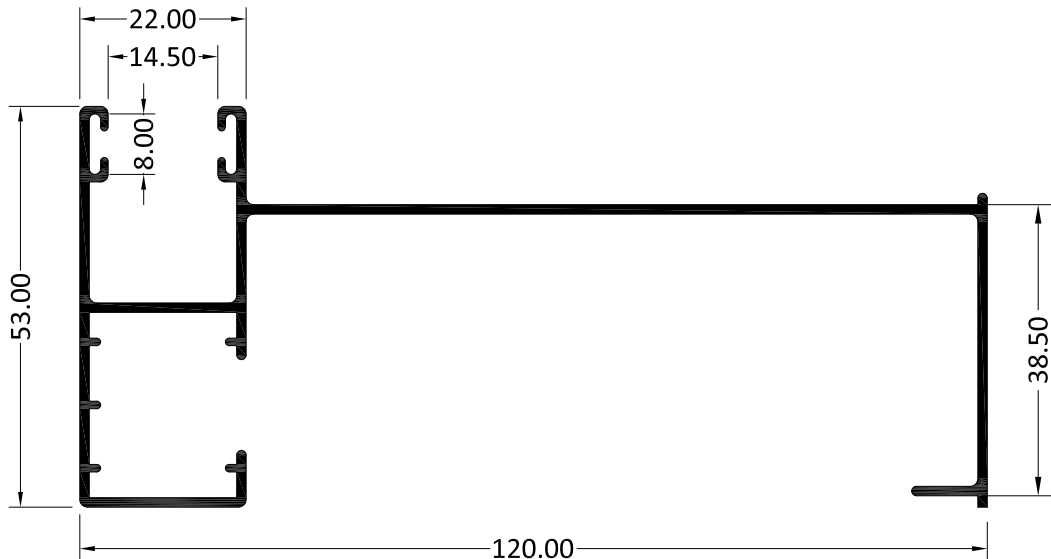
Perímetro (m)	Ext.	0.429	Inercia (cm <sup>4</sup> )	Ix	5.71
	Total	0.532		Iy	39.32



### 3202 - Guía monoblock de 120

Peso (Kg/m) 1.014

Perímetro (m)	Ext.		Inercia (cm <sup>4</sup> )	Ix	8.82
	Total	0.601		Iy	75.86

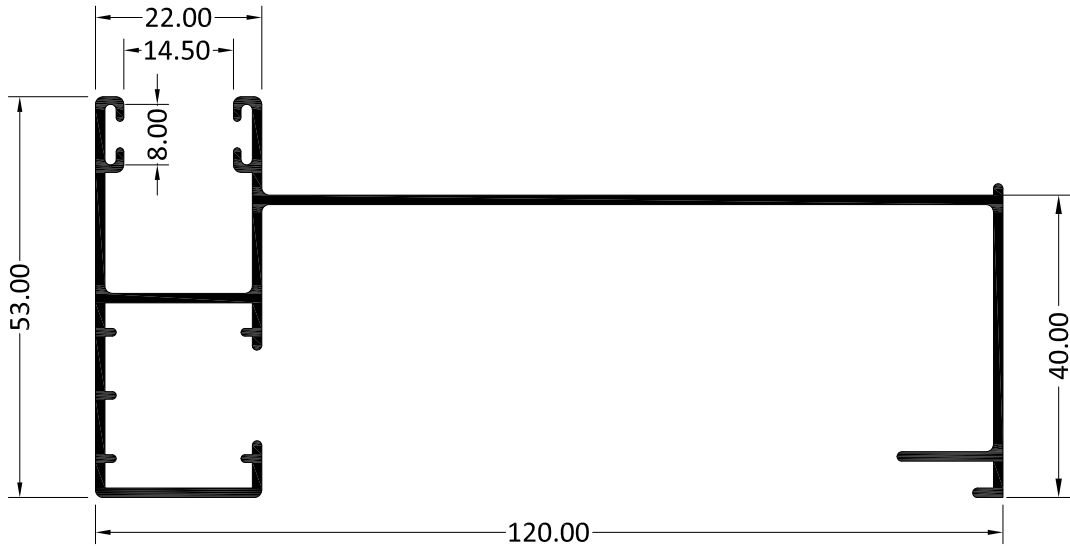


## 2. PERFILES (GUÍAS DE PERSIANA)

3207 - Guía monoblock de 120 para solape alto

Peso (Kg/m) 1.037

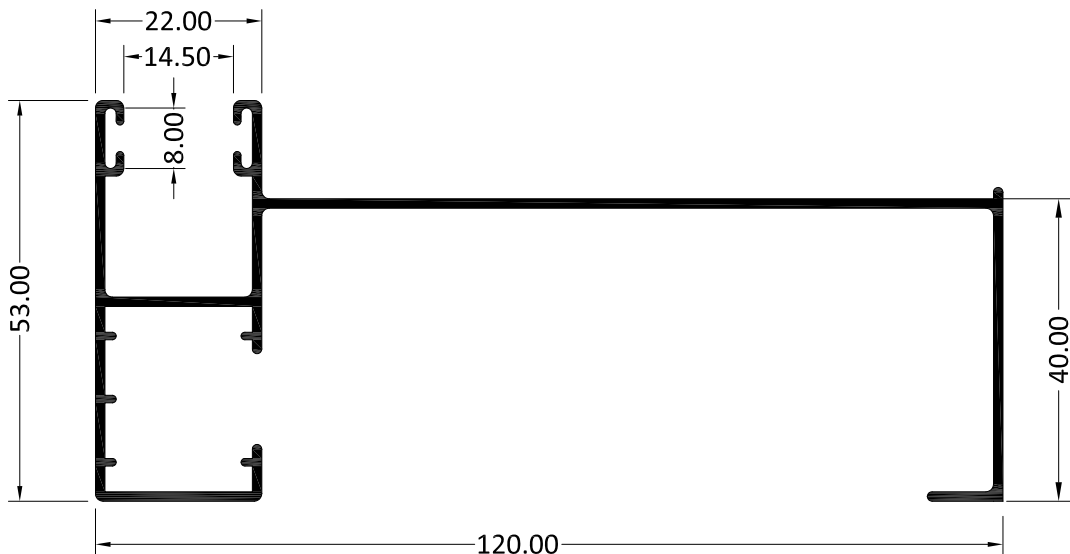
Perímetro (m)	Ext.	0.615	Inercia (cm <sup>4</sup> )	Ix	9.17
	Total			Iy	79.21



3209 - Guía monoblock de 120 para solape bajo

Peso (Kg/m) 1.013

Perímetro (m)	Ext.	0.601	Inercia (cm <sup>4</sup> )	Ix	8.91
	Total			Iy	75.86



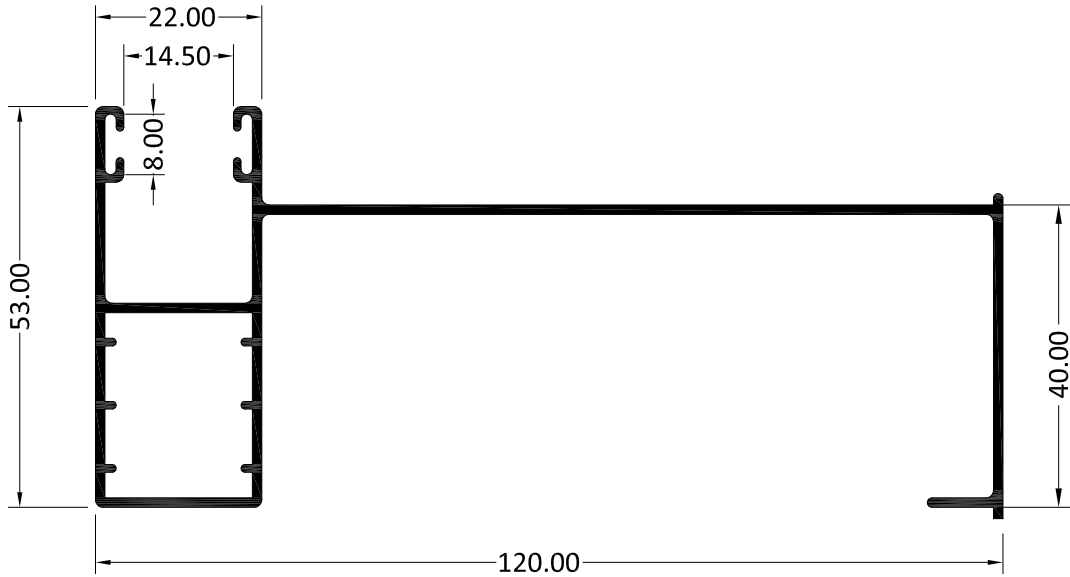


## 2. PERFILES (GUÍAS DE PERSIANA)

### 3214 - Guía monoblock de 120 enrasada

Peso (Kg/m) 1.064

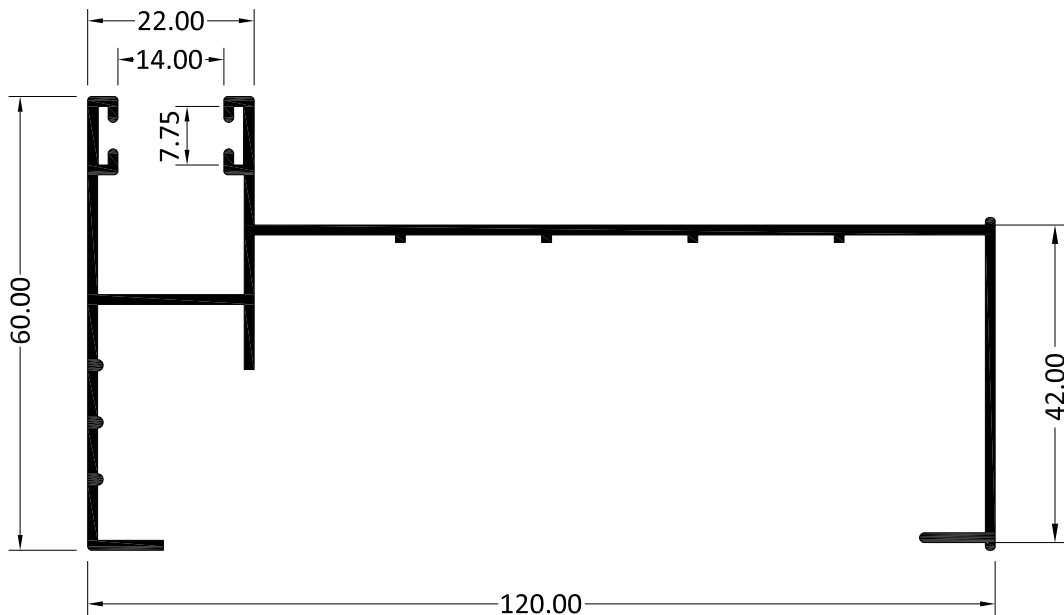
Perímetro (m)	Ext.	0.526	Inercia (cm <sup>4</sup> )	Ix	9.46
	Total	0.629		Iy	77.97



### 10079 - Guía monoblock de 120x60

Peso (Kg/m) 1.050

Perímetro (m)	Ext.		Inercia (cm <sup>4</sup> )	Ix	9.55
	Total	0.593		Iy	81.10

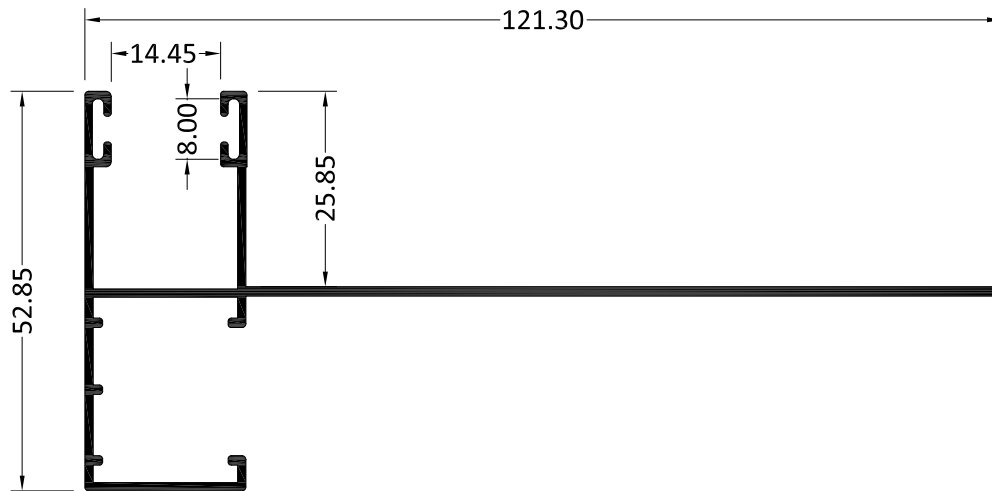


## 2. PERFILES (GUÍAS DE PERSIANA)

### 2160 - Guía monoblock de 121.30

Peso (Kg/m) 0.780


Perímetro (m)	Ext.		Inercia (cm <sup>4</sup> )	Ix	4.73
	Total	0.498		Iy	38.77



### 5295 - Guía monoblock de 125

Peso (Kg/m) 1.075

Perímetro (m)	Ext.		Inercia (cm <sup>4</sup> )	Ix	11.69
	Total	0.636		Iy	90.50

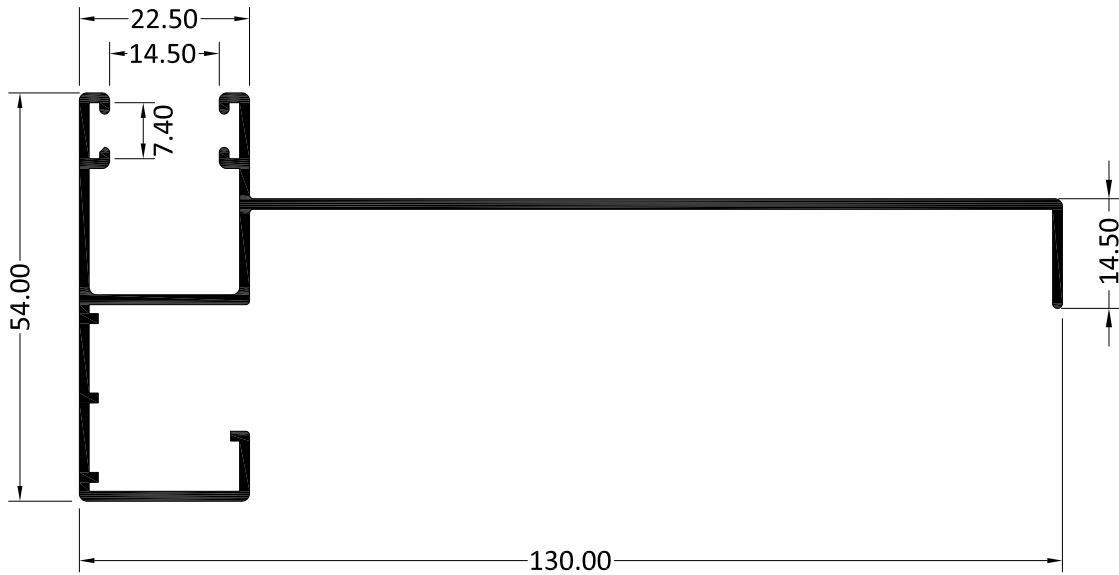


## 2. PERFILES (GUÍAS DE PERSIANA)

### 4020 - Guía de 130

Peso (Kg/m) 0.980


Perímetro (m)	Ext.		Inercia (cm <sup>4</sup> )	Ix	7.53
	Total	0.541		Iy	66.66



### 7210 - Guía monoblock de 130

Peso (Kg/m) 1.204

Perímetro (m)	Ext.		Inercia (cm <sup>4</sup> )	Ix	10.24
	Total	0.642		Iy	102.42

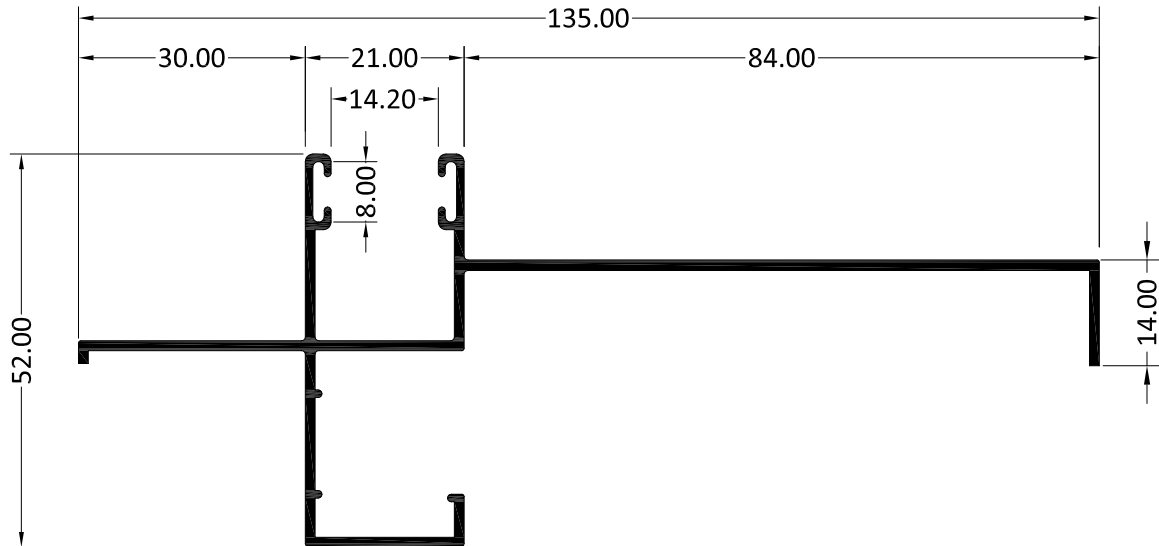


## 2. PERFILES (GUÍAS DE PERSIANA)

### 4019 - Guía de 135

Peso (Kg/m) 0.926


Perímetro (m)	Ext.		Inercia (cm <sup>4</sup> )	Ix	5.91
	Total	0.526		Iy	46.44



### 3217 - Guía de 140x33

Peso (Kg/m) 0.764

Perímetro (m)	Ext.		Inercia (cm <sup>4</sup> )	Ix	2.40
	Total	0.427		Iy	52.95




## 2. PERFILES (GUÍAS DE PERSIANA)

### 3219 - Guía de 140

Peso (Kg/m) 1.007

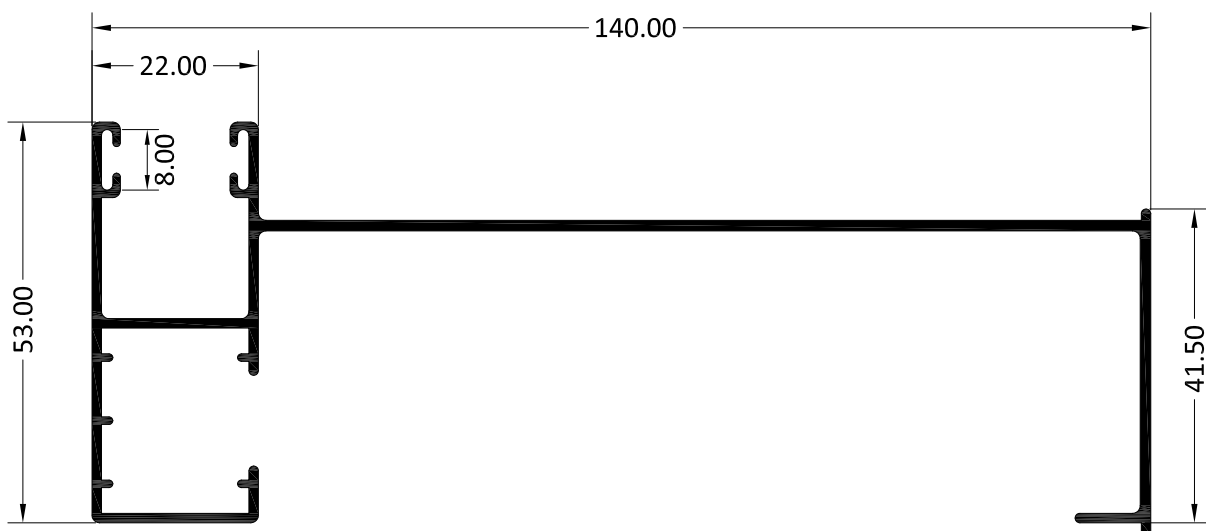
Perímetro (m)	Ext.		Inercia (cm <sup>4</sup> )	Ix	11.07
	Total	0.545		Iy	66.05



### 3225 - Guía monoblock de 140 enrasada

Peso (Kg/m) 1.147

Perímetro (m)	Ext.		Inercia (cm <sup>4</sup> )	Ix	9.61
	Total	0.643		Iy	117.93




## 2. PERFILES (GUÍAS DE PERSIANA)

### 2155 - Guía monoblock de 165

Peso (Kg/m) 1.388

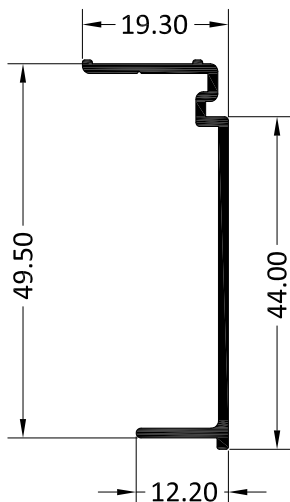
Perímetro (m)	Ext.		Inercia (cm <sup>4</sup> )	Ix	14.31
	Total	0.756		Iy	



### 3232 - Recogedor

Peso (Kg/m) 0.292

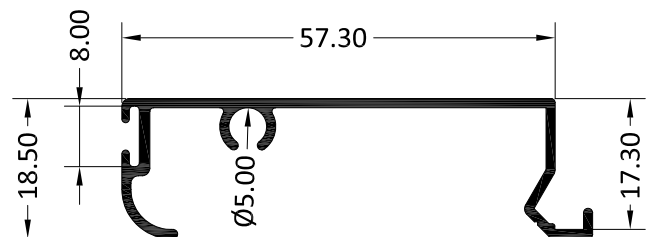
Perímetro (m)	Ext.		Inercia (cm <sup>4</sup> )	Ix	3.71
	Total	0.167		Iy	



### 11116 - Cortavientos de persiana

Peso (Kg/m) 0.405

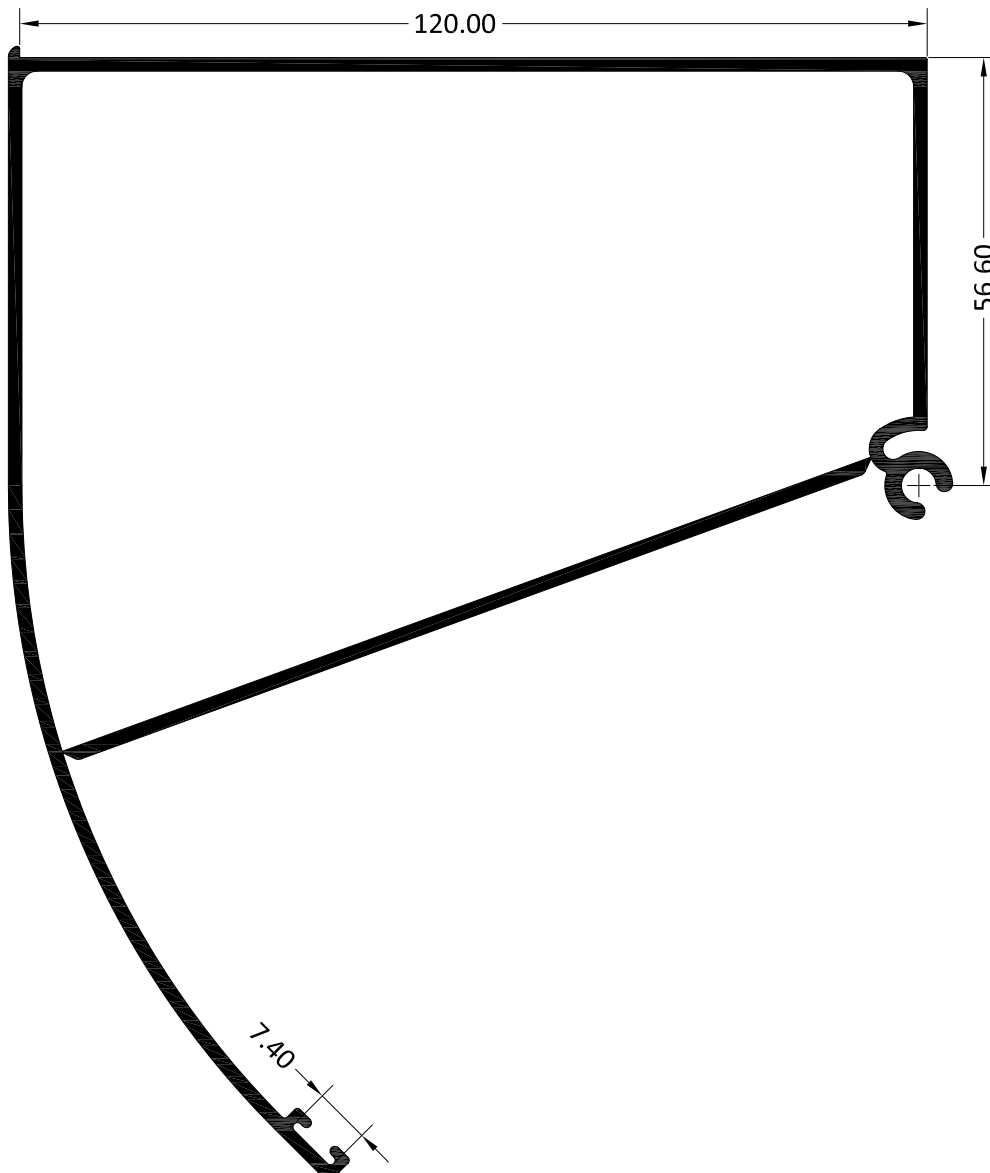
Perímetro (m)	Ext.		Inercia (cm <sup>4</sup> )	Ix	0.57
	Total	0.243		Iy	



**2. PERFILES (ESQUINEROS)****3216 - Exterior esquinero regulable de 120**

Peso (Kg/m) 2.322

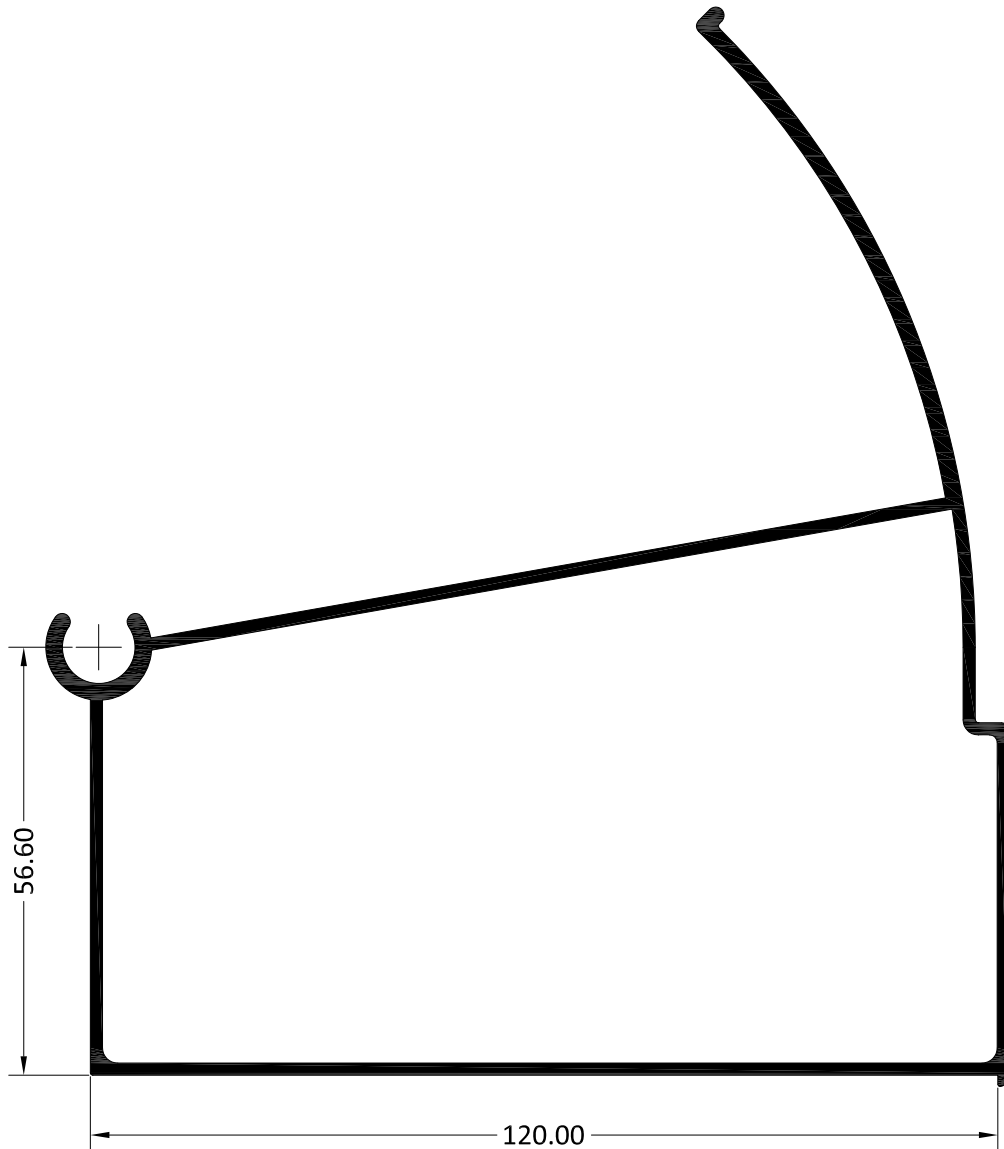
Perímetro (m)	Ext.	0.579	Inercia (cm <sup>4</sup> )	lx	158.69
	Total	0.954		ly	168.78



**2. PERFILES (ESQUINEROS)****3215 - Interior esquinero regulable  
de 120**

Peso (Kg/m) 2.151

Perímetro (m)	Ext.	0.556	Inercia (cm <sup>4</sup> )	lx	131.87
	Total	0.914		ly	156.00



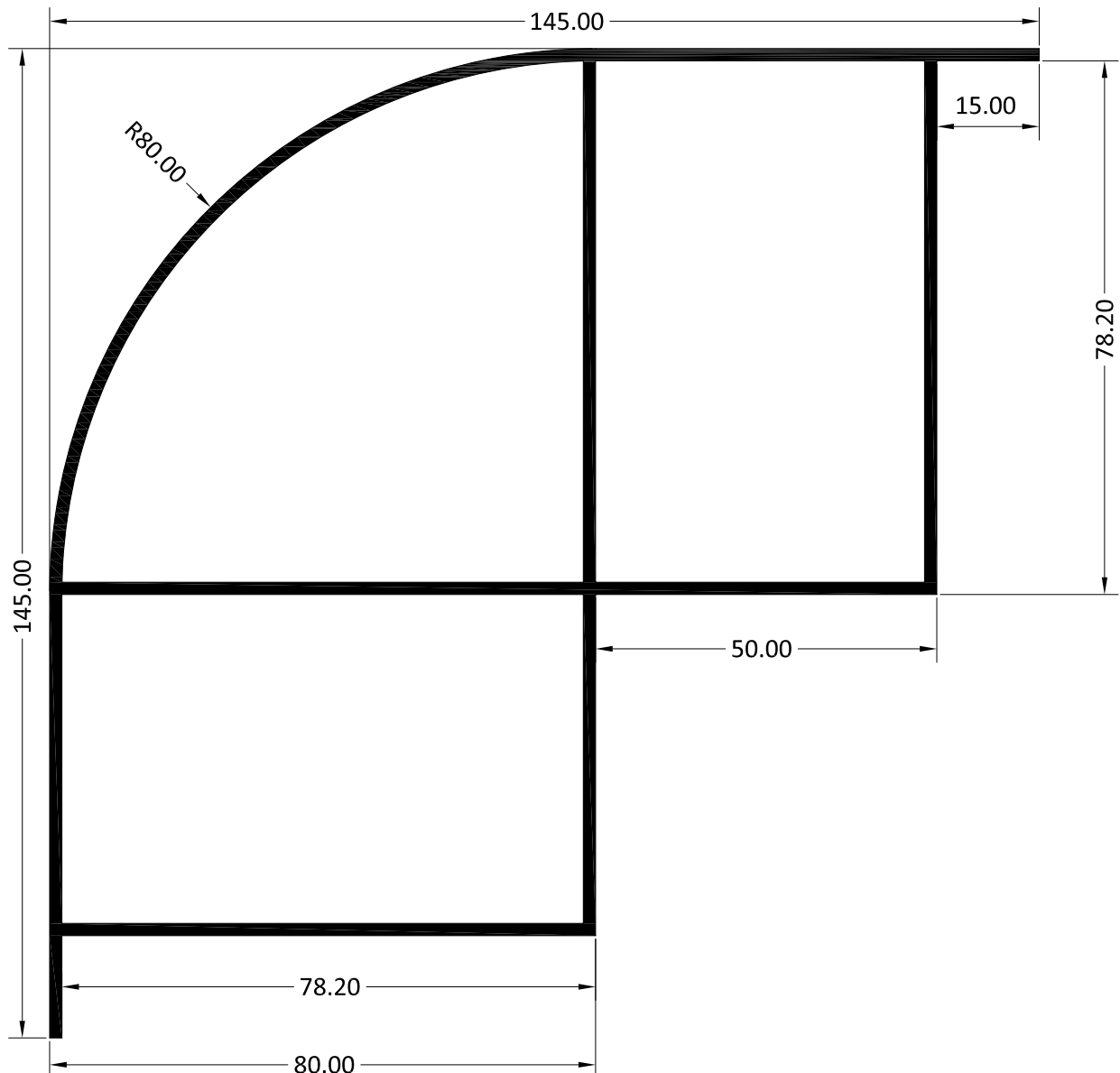


## 2. PERFILES (ESQUINEROS)

10289 - Esquinero

Peso (Kg/m) 3.216

Perímetro (m)	Ext.	0.546	Inercia (cm <sup>4</sup> )	Ix	227.66
	Total	1.316		Iy	227.66




## 2. PERFILES (UNIONES)

### 10518 - Unión de compactos

Peso (Kg/m) 0.540

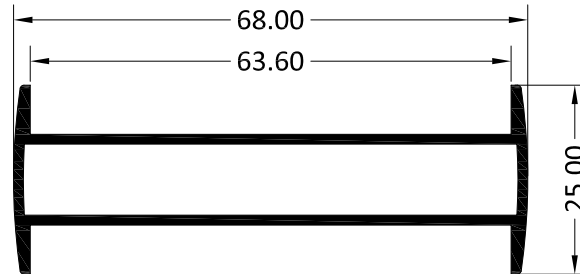
Perímetro (m)	Ext.		Inercia (cm <sup>4</sup> )	Ix	0.04
	Total	0.288		Iy	32.27



### 4656 - Unión de cercos

Peso (Kg/m) 0.659

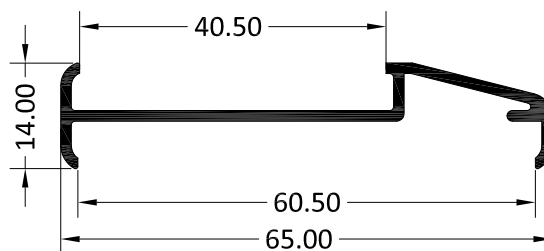
Perímetro (m)	Ext.	0.208	Inercia (cm <sup>4</sup> )	Ix	0.89
	Total	0.357		Iy	14.03

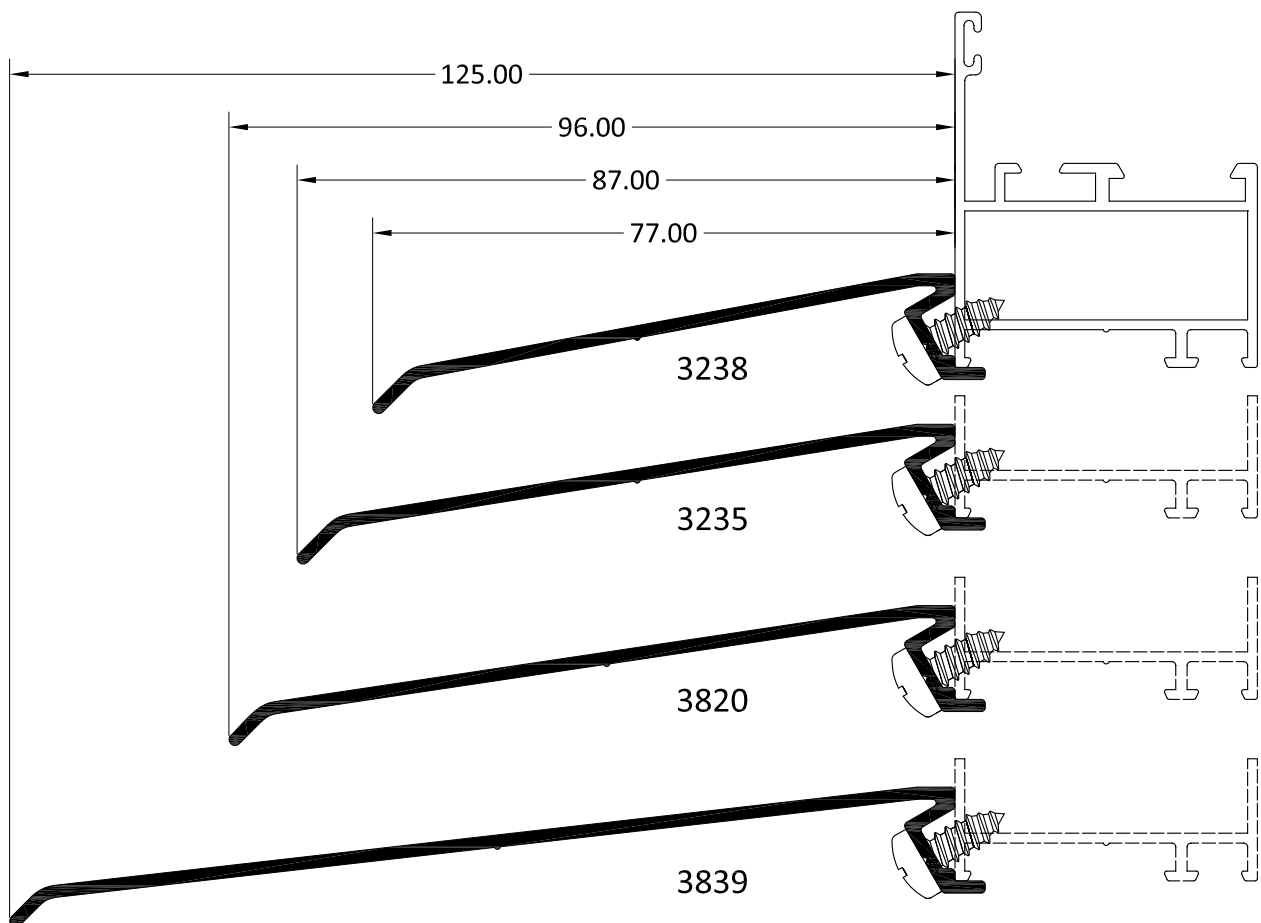
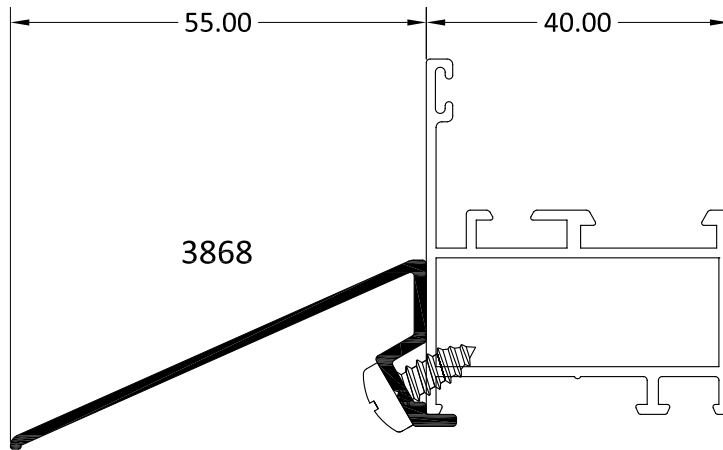


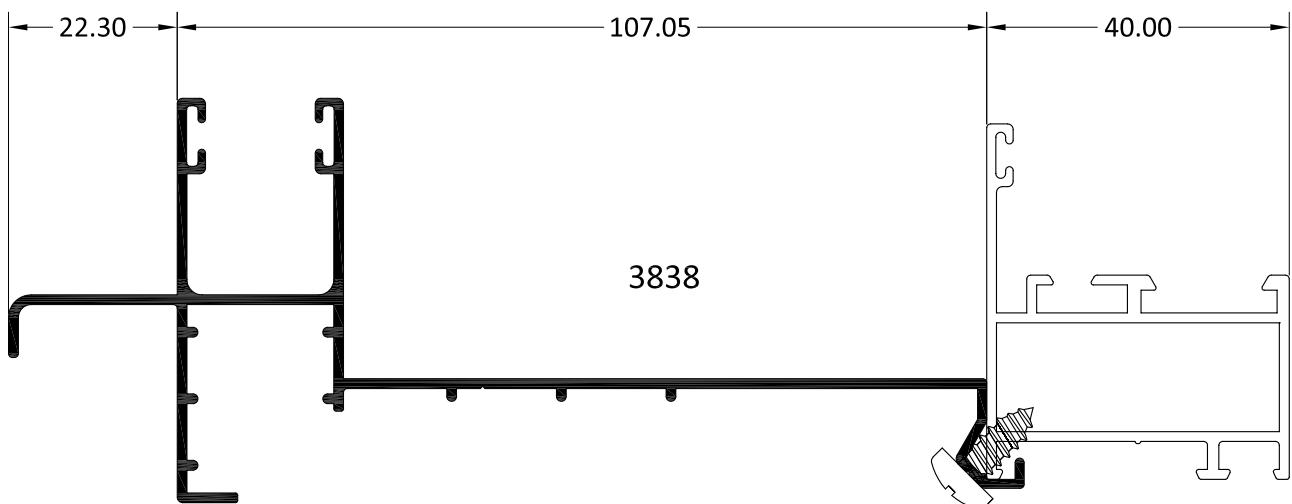
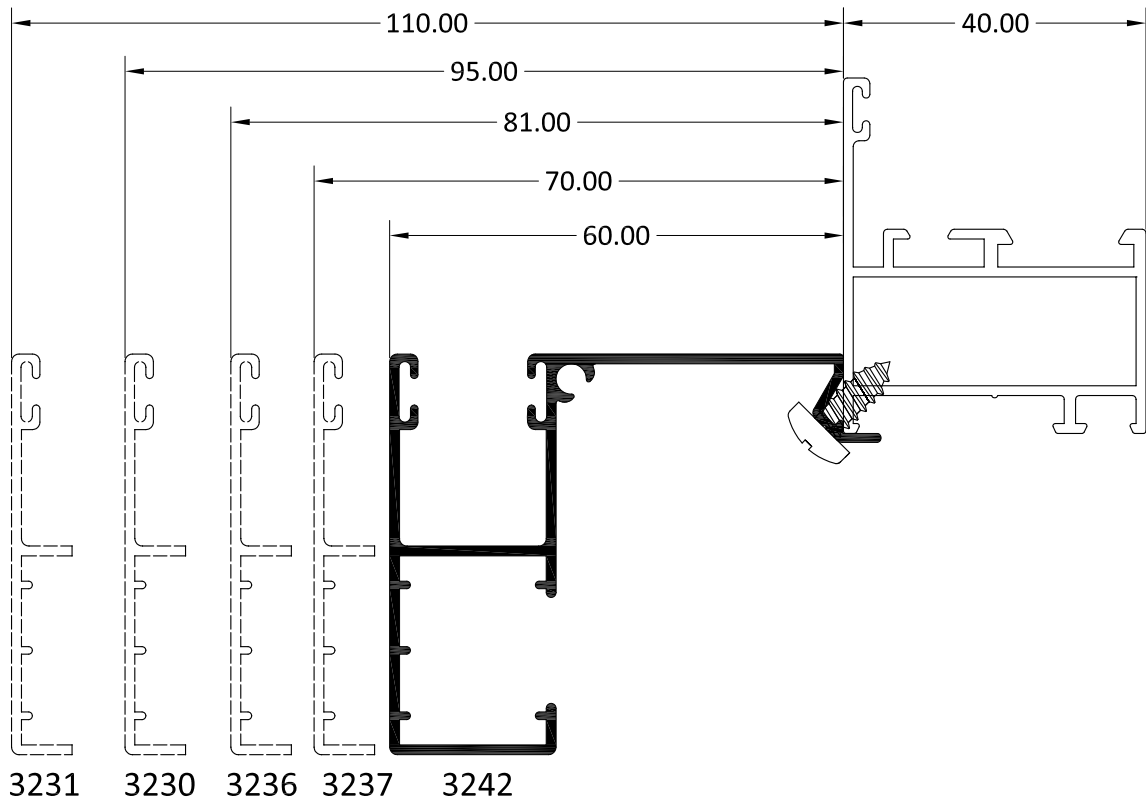
### 4803 - Unión abatible corredera

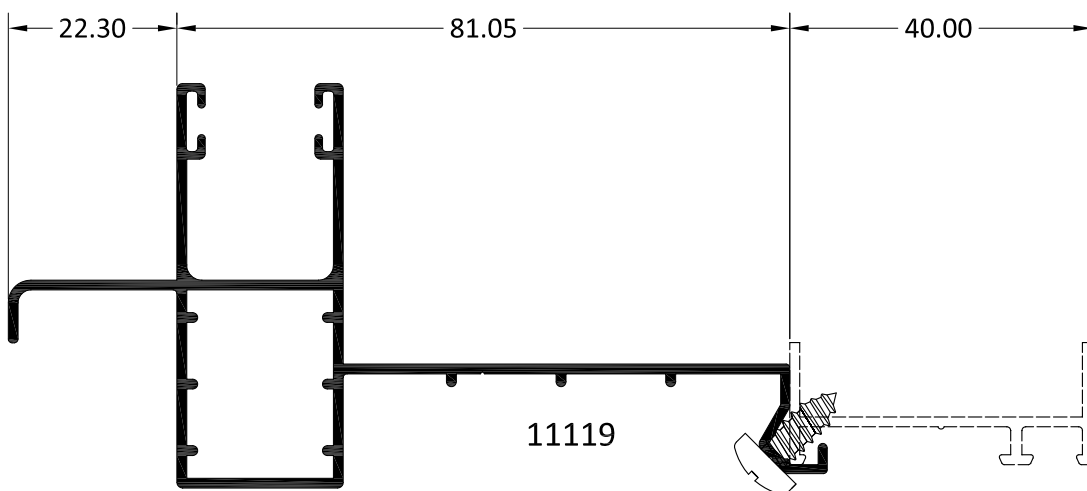
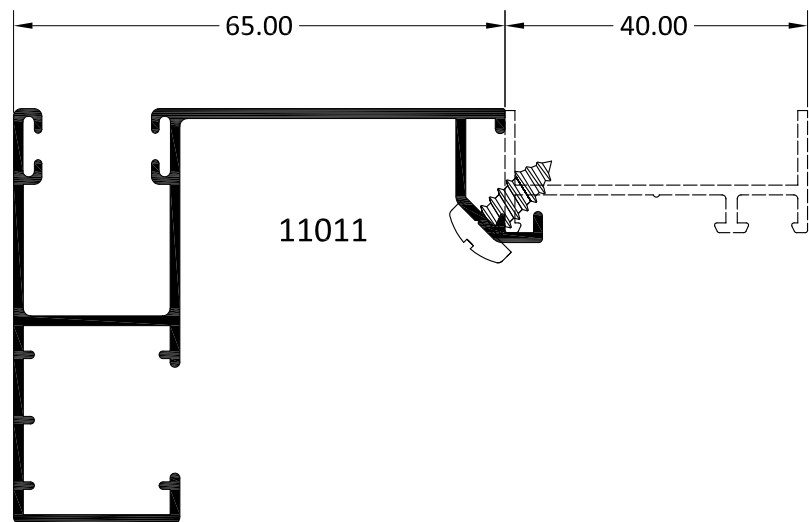
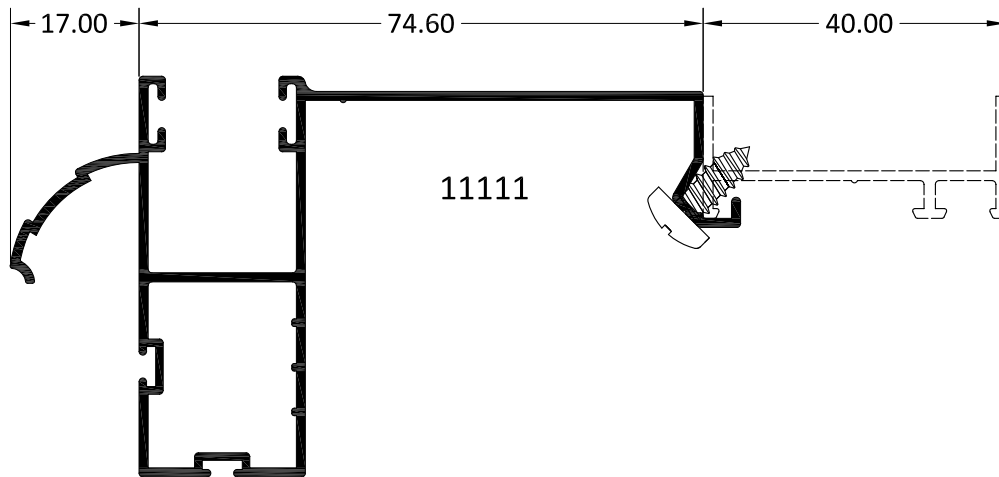
Peso (Kg/m) 0.370

Perímetro (m)	Ext.		Inercia (cm <sup>4</sup> )	Ix	0.12
	Total	0.195		Iy	6.38



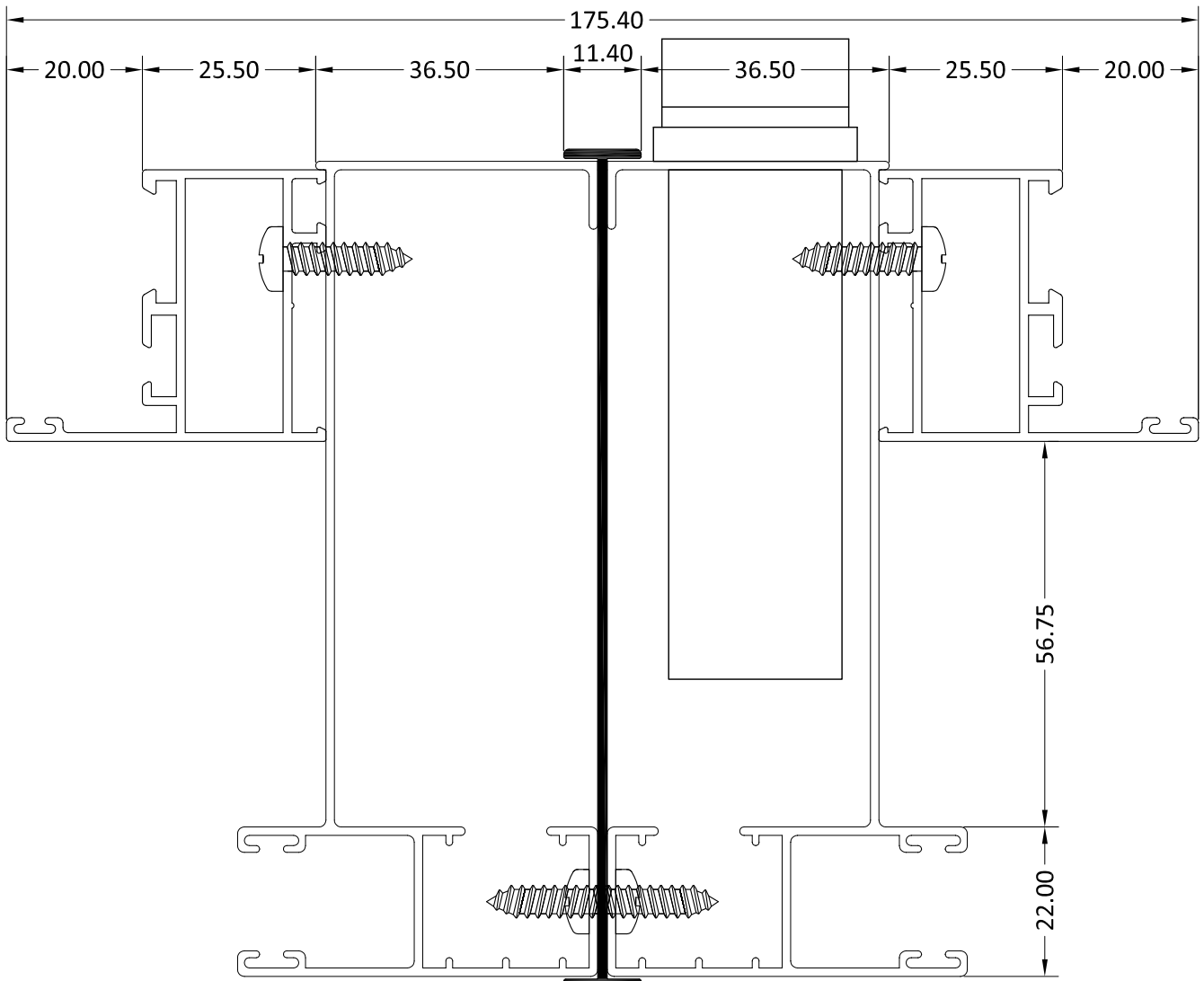
**3. DETALLES**COLOCACIÓN DE ALARGADERAS

**3. DETALLES**GUÍAS DE PERSIANA

**3. DETALLES**GUÍAS DE PERSIANA

### 3. DETALLES

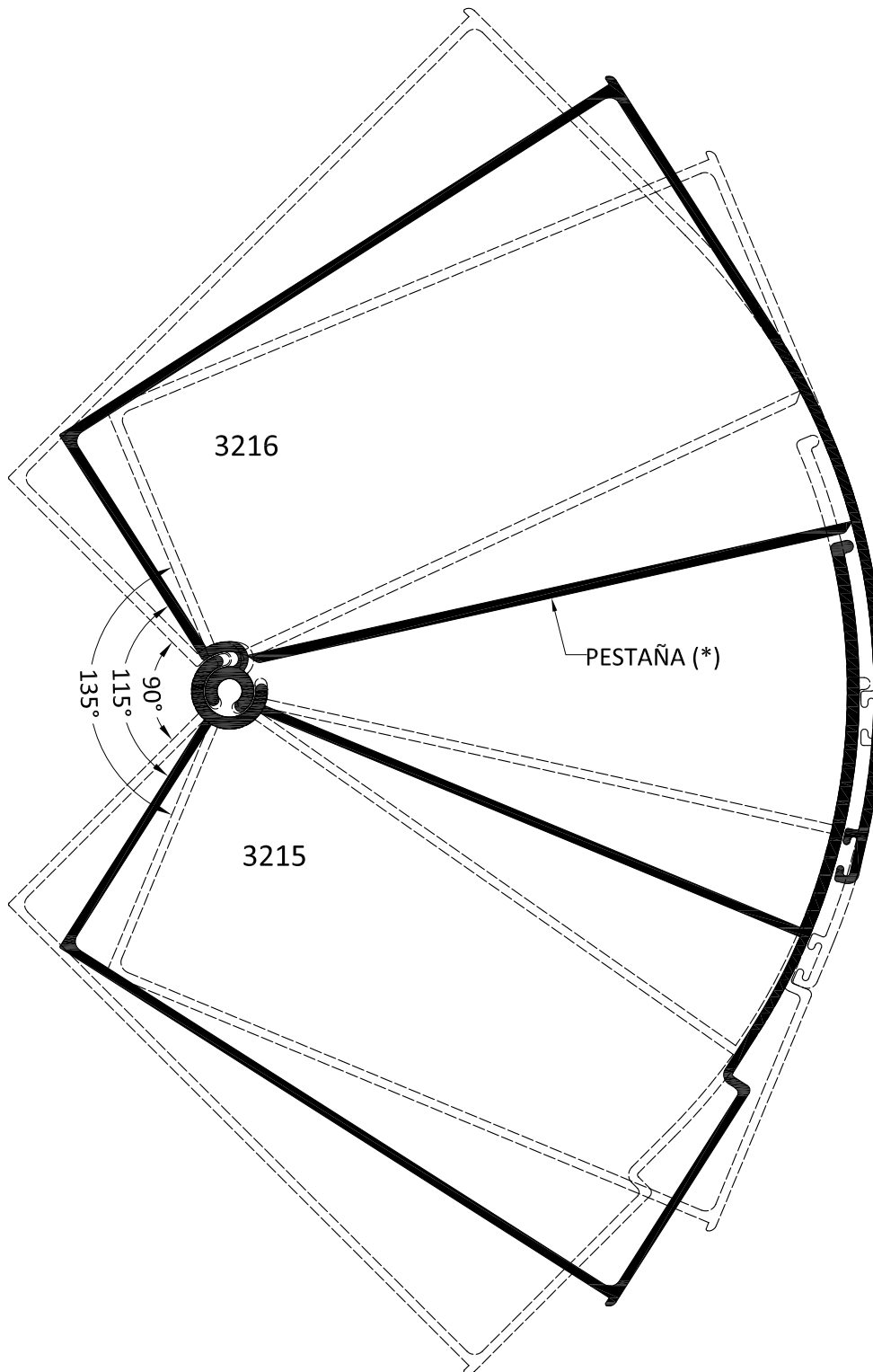
#### UNIONES



10518

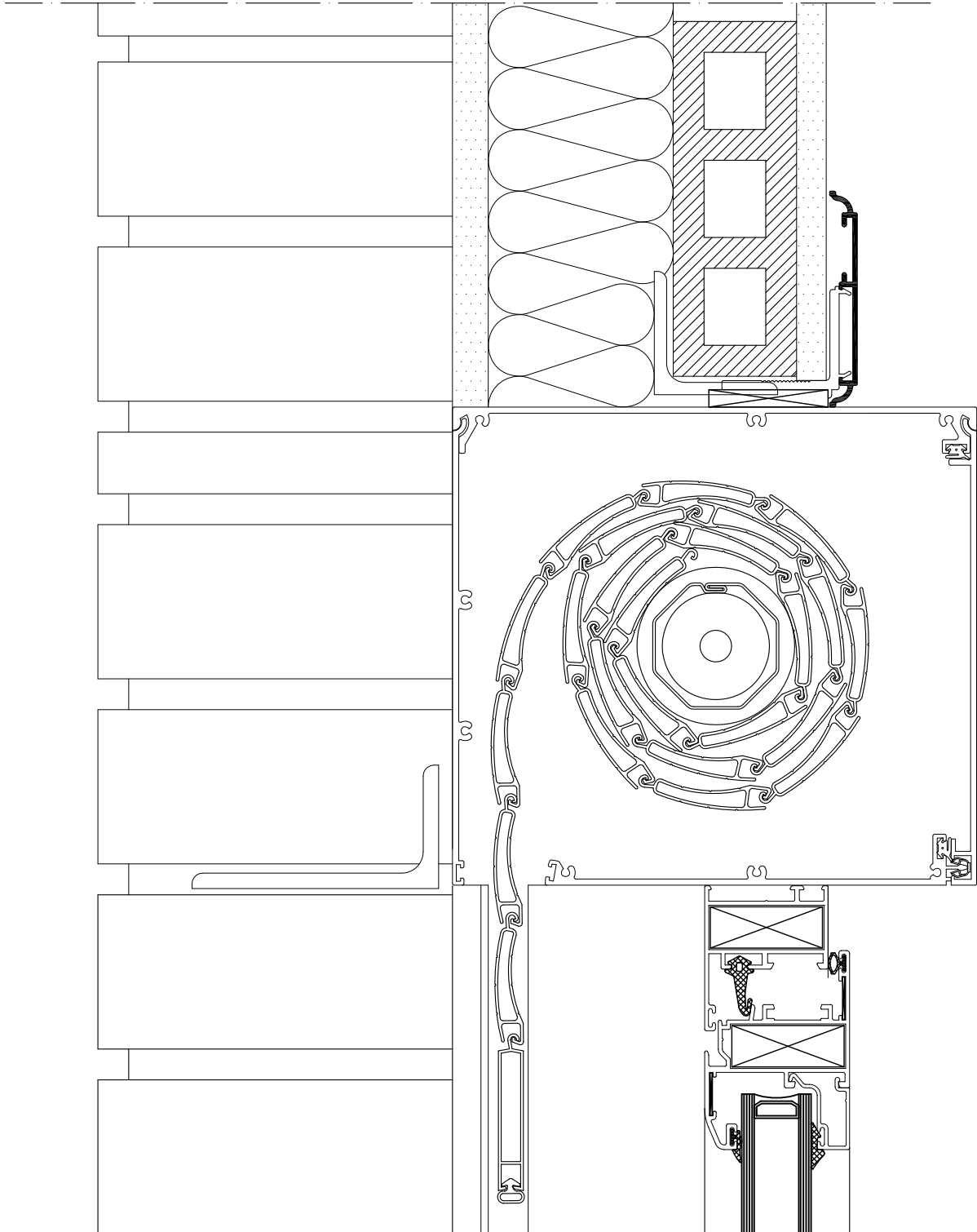
4656

4803

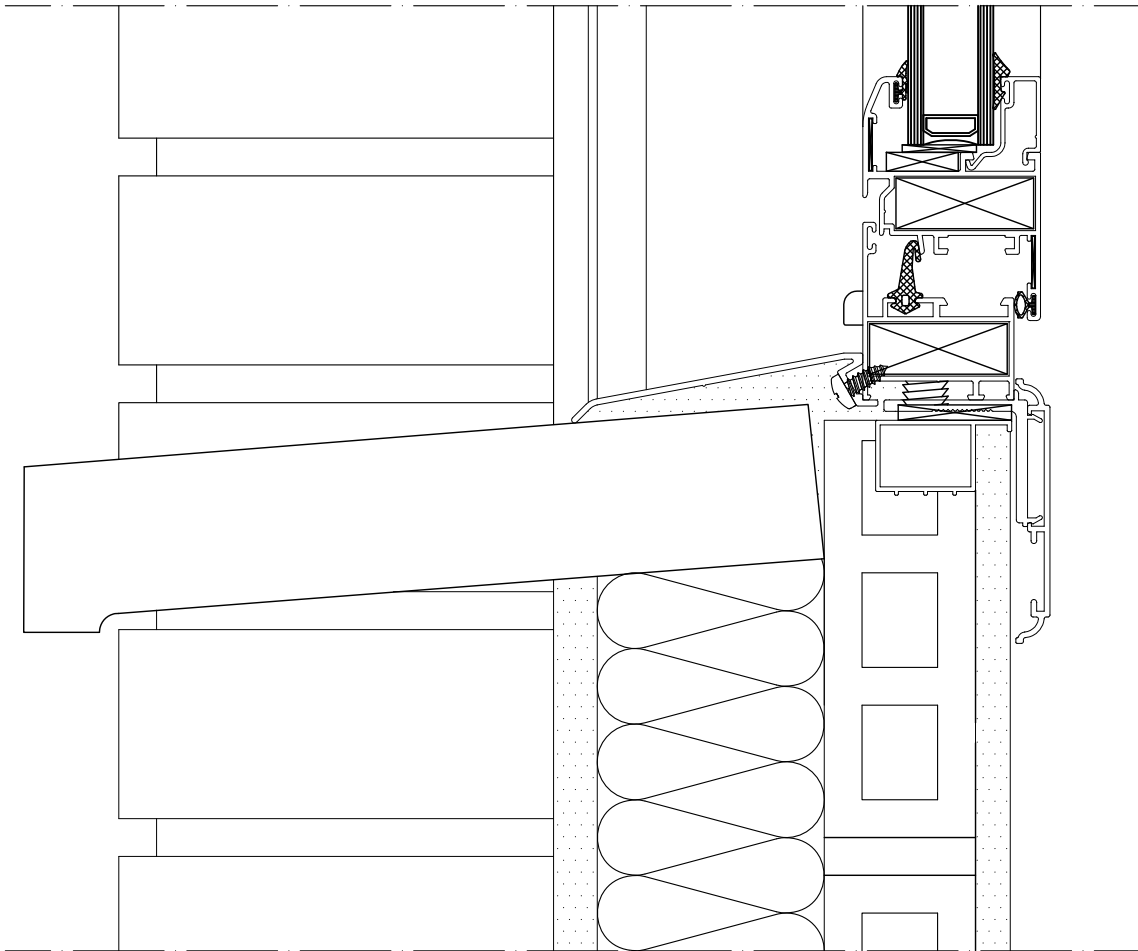
**3. DETALLES**DETALLE DE ESQUINERO REGULABLE DESDE 90° HASTA 135°

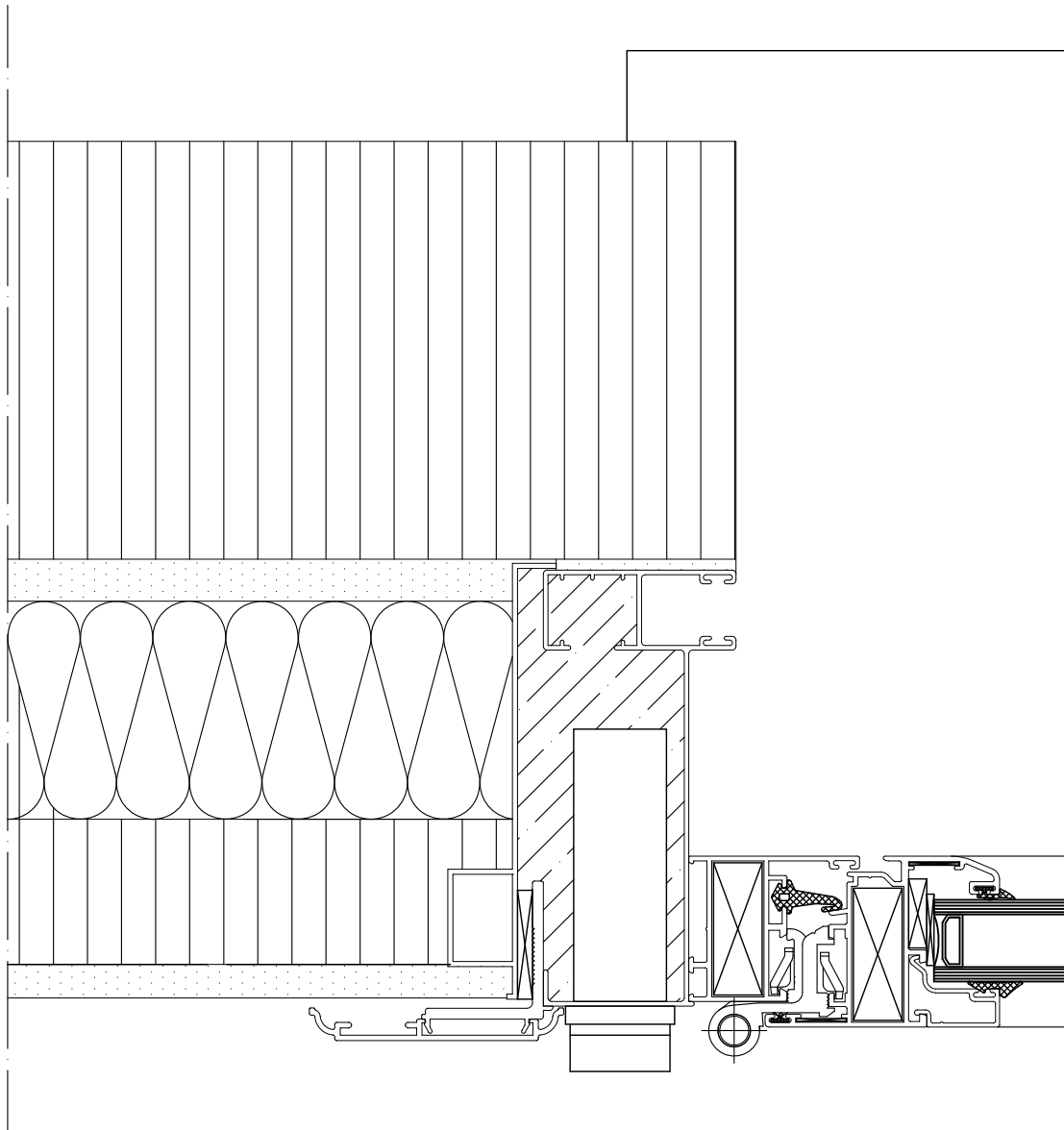
PERFILES A ESCALA REDUCIDA

Para conseguir el ángulo de 135° o superior es necesario retirar la pestaña marcada (\*)

**3. DETALLES**DETALLE DE OBRA



**3. DETALLES**DETALLE DE OBRA

**3. DETALLES**DETALLE DE OBRA

EXTRUSIONES DE TOLEDO, S.A. se reserva el derecho de modificar o eliminar cualquiera de sus perfiles, accesorios o juntas del sistema sin previo aviso.

EXTRUSIONES DE TOLEDO, S.A. no se hace responsable de las posibles erratas tipográficas de este catálogo y recomienda al cliente que, antes de la realizar cualquier pedido, verifique que las referencias aparecidas en el mismo son las correctas.

Las medidas de corte están expresadas en milímetros y se recomienda comprobar antes de cortar por primera vez.